

- GENERAL NOTES:**
- All work to comply with Building Code of Australia, requirements of relevant Statutory Authorities / Local Government & relevant Australian Building Standards.
 - Contractor to verify all dimensions on site before commencing work - should a discrepancy be identified please confirm with Architect prior to proceeding (DO NOT SCALE FROM DRAWINGS).
 - Copyright of design shown hereon is retained by this office and authority is required for any reproduction.
 - When proprietary products are referred to, installed in accordance with the manufacturers written instructions.
 - Architectural Plans to be read in conjunction with consultant's drawings, specifications & reports.
 - Area schedules supplied are approximate only - future allowance for vertical service ducts, structural wall systems and consultant input will be required.
 - Setback lines shown as per DA drawings and council requirements. Do not use for setout.
 - Drawings for D&C used during CONSTRUCTION subject to receiving final confirmation and drawings from services contractors.

- LEGEND:**
- | | | | |
|-----|-----------------------------------|-----|-----------------------------------|
| AW | AWNING | MB | MAILBOX TO FUTURE DETAIL |
| BS | BATTEN SCREEN | MV | MECHANICAL RISER TO FUTURE DETAIL |
| CL | WALL MOUNTED FOLDING CLOTHES LINE | OP | OPAQUE WINDOW |
| CU | A/C CONDENSER UNITS | PB | PRE-FABRICATED PLANTERBOX |
| FH | FIRE HYDRANT | PS | SLIDING PRIVACY SCREEN |
| FHR | FIRE HOSE REEL | R | RECYCLING BIN |
| FS | FIRE STAIRS | RCL | RETRACTABLE CLOTHES LINE |
| GC | GARBAGE CHUTE | SK | SKY LIGHT |
| HL | HIGHLIGHT WINDOW | ST | STORAGE |
| MA | ROOF HATCH ACCESS | | |

- DOOR / WINDOW LEGEND:**
- DOOR TYPE NO. WINDOW NO.
- REFER A6000 DRAWINGS SERIES - DOOR & WINDOW SCHEDULES FOR DETAILS

CONSTRUCTION CERTIFICATE NO.
8899-02-2019-02
DATE ISSUED: 25/06/2019

I certify that work completed in accordance with these plans and specification will comply with the regulations referred to in section 81A(5) of the Environmental Planning and Assessment Act 1979.

TRENTON JONES FOR A&D
ACCREDITATION NO. BPB0203

ISSUE	DATE	DESCRIPTION
A	04.04.2019	ISSUED FOR REVIEW
P6	28.03.2019	ISSUED FOR COORDINATION
P5	04.03.2019	ISSUED FOR COORDINATION
P4	27.02.2019	ISSUED FOR COORDINATION
1	07.06.2019	ISSUED FOR D&C USED DURING CONSTRUCTION
C	24.05.2019	CLOTHES LINE AMENDED AS PER PCA COMMENTS
B	05.04.2019	UPDATE AS PER ACCESS COMMENTS



CLIENT: **LORDS GROUP**
P - 02 9191 0622
Level 7/80 George St, Parramatta NSW 2150

ARCHITECT: **PBD ARCHITECTS**
ABN 36 147 035 550
P - 02 9698 8140 E - info@pbdarchitects.com.au W - www.pbdarchitects.com.au
Level 2, 52 Albion Street, Surry Hills NSW 2010

PROJECT: **11-15 MITCHELL AVENUE, JANNALI**

JANUARY 2019

DRAWING TITLE:
TYPICAL LEVEL 1-3 PLAN

THIS DRAWING IS ISSUED FOR D&C USED DURING CONSTRUCTION
SUBJECT TO FINAL COORDINATION AND INTEGRATION OF ENGINEERS' DETAILS
AND OTHER SERVICES DESIGN ISSUED FOR CONSTRUCTION

SCALE: 1:100 @ A1 / 1:200 @ A3	DRAWING NO: A1004	ISSUE: 1
PROJECT NO: 1747		



- GENERAL NOTES:**
- All work to comply with Building Code of Australia, requirements of relevant Statutory Authorities / Local Government & relevant Australian Building Standards.
 - Contractor to verify all dimensions on site before commencing work - should a discrepancy be identified please confirm with Architect prior to proceeding (DO NOT SCALE FROM DRAWINGS).
 - Copyright of design shown herein is retained by this office and authority is required for any reproduction.
 - When proprietary products are referred to, install in accordance with the manufacturers written instructions.
 - Architectural Plans to be read in conjunction with consultant's drawings, specifications & reports.
 - Area schedules supplied are approximate only - future allowance for vertical service ducts, structural wall systems and consultant input will be required.
 - Setback lines shown as per DA drawings and council requirements. Do not use for setout.
 - Drawings for D&C used during CONSTRUCTION subject to receiving final confirmation and drawings from services contractors.

- LEGEND:**
- | | | | |
|-----|-----------------------------------|-----|-----------------------------------|
| AW | AWNING | MB | MAILBOX TO FUTURE DETAIL |
| BS | BATTEN SCREEN | MV | MECHANICAL RISER TO FUTURE DETAIL |
| CL | WALL MOUNTED FOLDING CLOTHES LINE | OP | OPAQUE WINDOW |
| CU | A/C CONDENSER UNITS | PB | PRE-FABRICATED PLANTERBOX |
| FH | FIRE HYDRANT | PS | SLIDING PRIVACY SCREEN |
| FHR | FIRE HOSE REEL | R | RECYCLING BIN |
| FS | FIRE STAIRS | RCL | RETRACTABLE CLOTHES LINE |
| G | GARBAGE BIN | SK | SKY LIGHT |
| GC | GARBAGE CHUTE | ST | STORAGE |
| HL | HIGHLIGHT WINDOW | | |
| MA | ROOF HATCH ACCESS | | |

- DOOR / WINDOW LEGEND:**
- DOOR TYPE NO. WINDOW NO.
- REFER A6000 DRAWINGS SERIES - DOOR & WINDOW SCHEDULES FOR DETAILS

CONSTRUCTION CERTIFICATE NO.
8899-02-2019-CC
DATE ISSUED: 25/06/2019

I certify that work completed in accordance with these plans and specification will comply with the regulations referred to in section 81A(5) of the Environmental Planning and Assessment Act 1979.

TRENTON JONES FOR A&D
ACCREDITATION NO. BPB0203

ISSUE	DATE	DESCRIPTION
A	04.04.2019	ISSUED FOR REVIEW
P6	28.03.2019	ISSUED FOR COORDINATION
P5	04.03.2019	ISSUED FOR COORDINATION
1	07.06.2019	ISSUED FOR D&C USED DURING CONSTRUCTION
D	24.05.2019	CLOTHES LINE AMENDED AS PER PCA COMMENTS
C	12.04.2019	UPDATE AS PER ACCESS COMMENTS
B	05.04.2019	UPDATE AS PER ACCESS COMMENTS



CLIENT: **LORDS GROUP**
P - 02 9191 0622
Level 7/80 George St, Parramatta NSW 2150

ARCHITECT: **PBD ARCHITECTS**
ABN 36 147 035 550
P - 02 9698 8140 E - info@pbdarchitects.com.au W - www.pbdarchitects.com.au
Level 2, 52 Albion Street, Surry Hills NSW 2010

PROJECT:
11-15 MITCHELL AVENUE, JANNALI

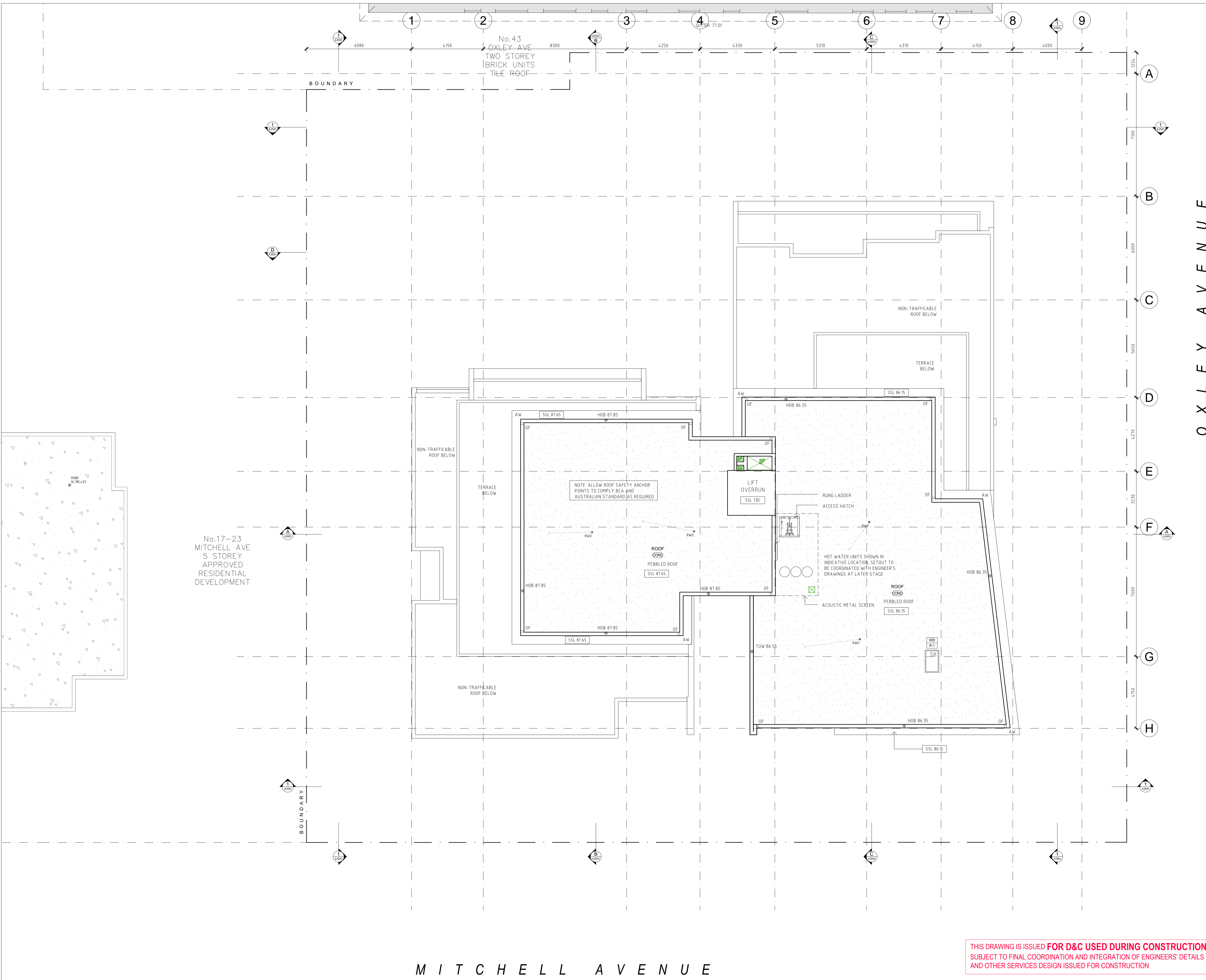
JANUARY 2019

DRAWING TITLE:
LEVEL 4 PLAN

SCALE: 1:100 @ A1 / 1:200 @ A3	DRAWING NO: A1005	ISSUE: 1
PROJECT NO: 1747		

THIS DRAWING IS ISSUED FOR D&C USED DURING CONSTRUCTION
SUBJECT TO FINAL COORDINATION AND INTEGRATION OF ENGINEERS' DETAILS
AND OTHER SERVICES DESIGN ISSUED FOR CONSTRUCTION

MITCHELL AVENUE



- GENERAL NOTES:**
- All work to comply with Building Code of Australia, requirements of relevant Statutory Authorities / Local Government & relevant Australian Building Standards.
 - Contractor to verify all dimensions on site before commencing work - should a discrepancy be identified please confirm with Architect prior to proceeding (DO NOT SCALE FROM DRAWINGS).
 - Copyright of design shown hereon is retained by this office and authority is required for any reproduction.
 - When proprietary products are referred to, install in accordance with the manufacturers written instructions.
 - Architectural Plans to be read in conjunction with consultant's drawings, specifications & reports.
 - Area schedules supplied are approximate only - future allowance for vertical service ducts, structural wall systems and consultant input will be required.
 - Setback lines shown as per DA drawings and council requirements. Do not use for setback.
 - Drawings for D&C used during CONSTRUCTION subject to receiving final confirmation and drawings from services contractors.

- LEGEND:**
- | | | | |
|-----|-----------------------------------|-----|-----------------------------------|
| AW | AWNING | MB | MAILBOX TO FUTURE DETAIL |
| BS | BATTEN SCREEN | MV | MECHANICAL RISER TO FUTURE DETAIL |
| CL | WALL MOUNTED FOLDING CLOTHES LINE | OP | OPAQUE WINDOW |
| CU | A/C CONDENSER UNITS | PB | PRE-FABRICATED PLANTERBOX |
| FH | FIRE HYDRANT | PS | SLIDING PRIVACY SCREEN |
| FHR | FIRE HOSE REEL | R | RECYCLING BIN |
| FS | FIRE STAIRS | RCL | RETRACTABLE CLOTHES LINE |
| G | GARBAGE BIN | SK | SKY LIGHT |
| GC | GARBAGE CHUTE | ST | STORAGE |
| HL | HIGHLIGHT WINDOW | | |
| MA | ROOF HATCH ACCESS | | |

- DOOR / WINDOW LEGEND:**
- DOOR TYPE NO. WINDOW NO.
- REFER A6000 DRAWINGS SERIES - DOOR & WINDOW SCHEDULES FOR DETAILS

CONSTRUCTION CERTIFICATE NO.
8899-02-2019-CC
DATE ISSUED: 25/06/2019

I certify that work completed in accordance with these plans and specification will comply with the regulations referred to in section 81A(5) of the Environmental Planning and Assessment Act 1979.

TRENTON JONES FOR AEAD
ACCREDITATION NO. BPB0203

ISSUE	DATE	DESCRIPTION
P1	18.01.2019	ISSUED FOR COORDINATION
P2	05.02.2019	ISSUED FOR COORDINATION
P3	27.02.2019	ISSUED FOR COORDINATION
P4	04.03.2019	ISSUED FOR COORDINATION
P5	28.03.2019	ISSUED FOR COORDINATION
1	07.06.2019	ISSUED FOR D&C USED DURING CONSTRUCTION



CLIENT:
LORDS GROUP
P - 02 9191 0622
Level 7/80 George St, Parramatta NSW 2150

ARCHITECT:
PBD ARCHITECTS
ABN 36 147 035 550
P - 02 9698 8140 E - info@pbdarchitects.com.au W - www.pbdarchitects.com.au
Level 2, 52 Albion Street, Surry Hills NSW 2010

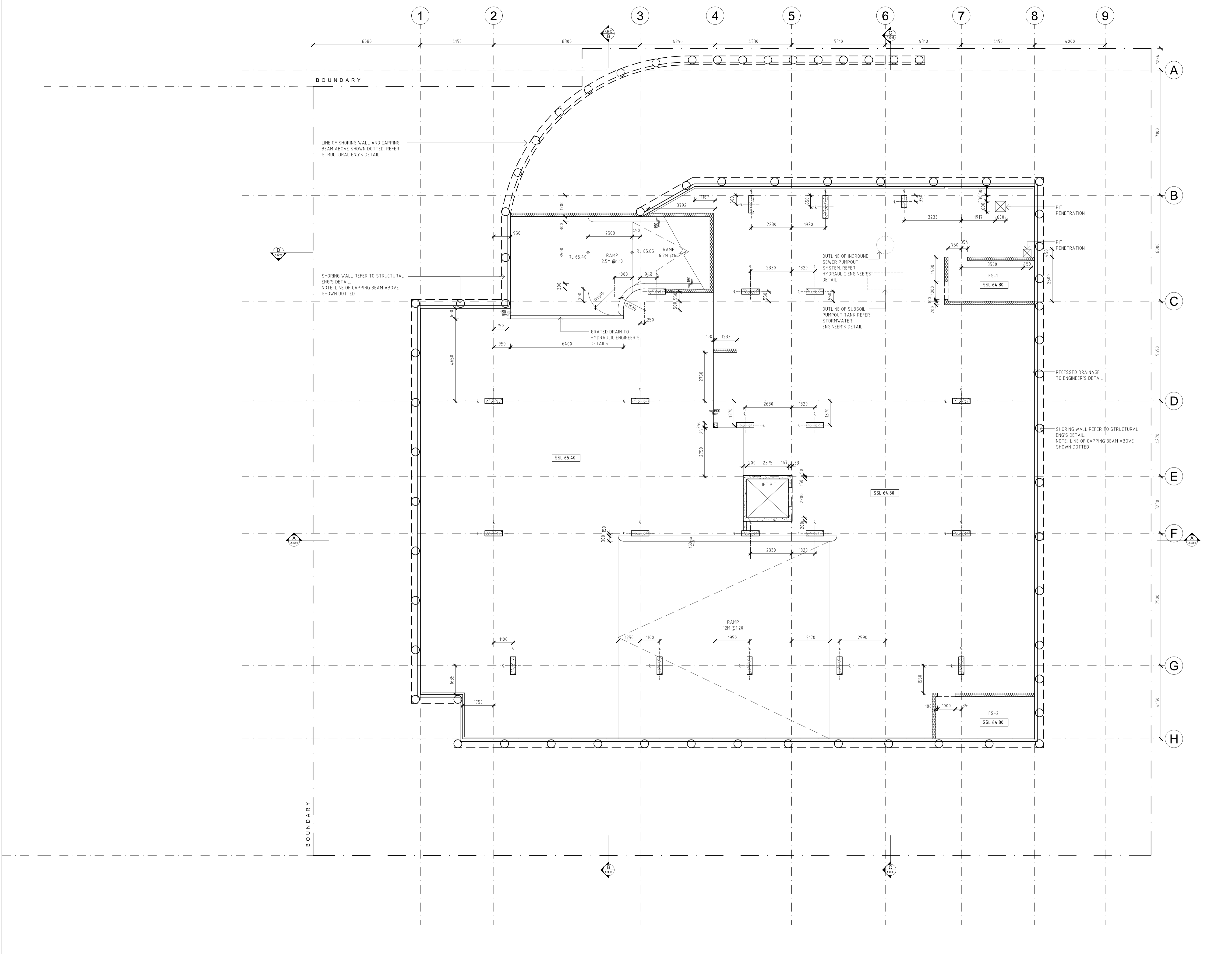
PROJECT:
11-15 MITCHELL AVENUE, JANNALI
JANUARY 2019

DRAWING TITLE:
ROOF PLAN

SCALE: 1:100 @ A1 / 1:200 @ A3	DRAWING NO.: A1006	ISSUE: 1
PROJECT NO.: 1747	Harper Building Consultants Pty Ltd	

THIS DRAWING IS ISSUED FOR D&C USED DURING CONSTRUCTION
SUBJECT TO FINAL COORDINATION AND INTEGRATION OF ENGINEERS' DETAILS
AND OTHER SERVICES DESIGN ISSUED FOR CONSTRUCTION

M I T C H E L L A V E N U E



GENERAL NOTES:

- All work to comply with Building Code of Australia, requirements of relevant Statutory Authorities / Local Government & relevant Australian Building Standards.
- Contractor to verify all dimensions on site before commencing work - should a discrepancy be identified please confirm with Architect prior to proceeding (DO NOT SCALE FROM DRAWINGS).
- Copyright of design shown hereon is retained by this office and authority is required for any reproduction.
- When proprietary products are referred to, install in accordance with the manufacturers written instructions.
- Architectural Plans to be read in conjunction with consultant's drawings, specifications & reports.
- Area schedules supplied are approximate only - future allowance for vertical service ducts, structural wall systems and consultant input will be required.
- Setback lines shown as per DA drawings and council requirements. Do not use for setout.
- Drawings for D&C used during CONSTRUCTION subject to receiving final confirmation and drawings from services contractors.

LEGEND:

AW	AWNING	MB	MAILBOX TO FUTURE DETAIL
BS	BATTEN SCREEN	MV	MECHANICAL RISER TO FUTURE DETAIL
CL	WALL MOUNTED FOLDING CLOTHES LINE	OP	OPAQUE WINDOW
CU	A/C CONDENSER UNITS	PB	PRE-FABRICATED PLANTERBOX
FH	FIRE HYDRANT	PS	SLIDING PRIVACY SCREEN
FHR	FIRE HOSE REEL	R	RECYCLING BIN
FS	FIRE STAIRS	RCL	RETRACTABLE CLOTHES LINE
G	GARBAGE BIN	SK	SKY LIGHT
GC	GARBAGE CHUTE	ST	STORAGE
HL	HIGHLIGHT WINDOW		
MA	ROOF HATCH ACCESS		

DOOR / WINDOW LEGEND:

DOOR TYPE NO. WINDOW NO.

REFER A6000 DRAWINGS SERIES - DOOR & WINDOW SCHEDULES FOR DETAILS

CONSTRUCTION CERTIFICATE NO.
8899-02-2019-CC
DATE ISSUED: 25/06/2019

I certify that work completed in accordance with these plans and specification will comply with the regulations referred to in section 81A(5) of the Environmental Planning and Assessment Act 1979.

TRENTON JONES FOR A&D
ACCREDITATION NO. BPB0203

CONCRETE SETOUT LEGEND

25mm SETOUT IN WET AREAS

PROVISIONS FOR POST ADAPTABLE AREA TO BE PROVIDED FOR FUTURE USE. REFER TO DRAWINGS A1001-1003

ISSUE	DATE	DESCRIPTION
1	07.06.2019	ISSUED FOR D&C USED DURING CONSTRUCTION
P1	21.02.2019	ISSUED FOR COORDINATION



CLIENT: **LORDS GROUP**
P - 02 9191 0622
Level 7/80 George St, Parramatta NSW 2150

ARCHITECT: **PBD ARCHITECTS**
ABN 36 147 035 550
P - 02 9698 8140 E - info@pbdarchitects.com.au W - www.pbdarchitects.com.au
Level 2, 52 Albion Street, Surry Hills NSW 2010

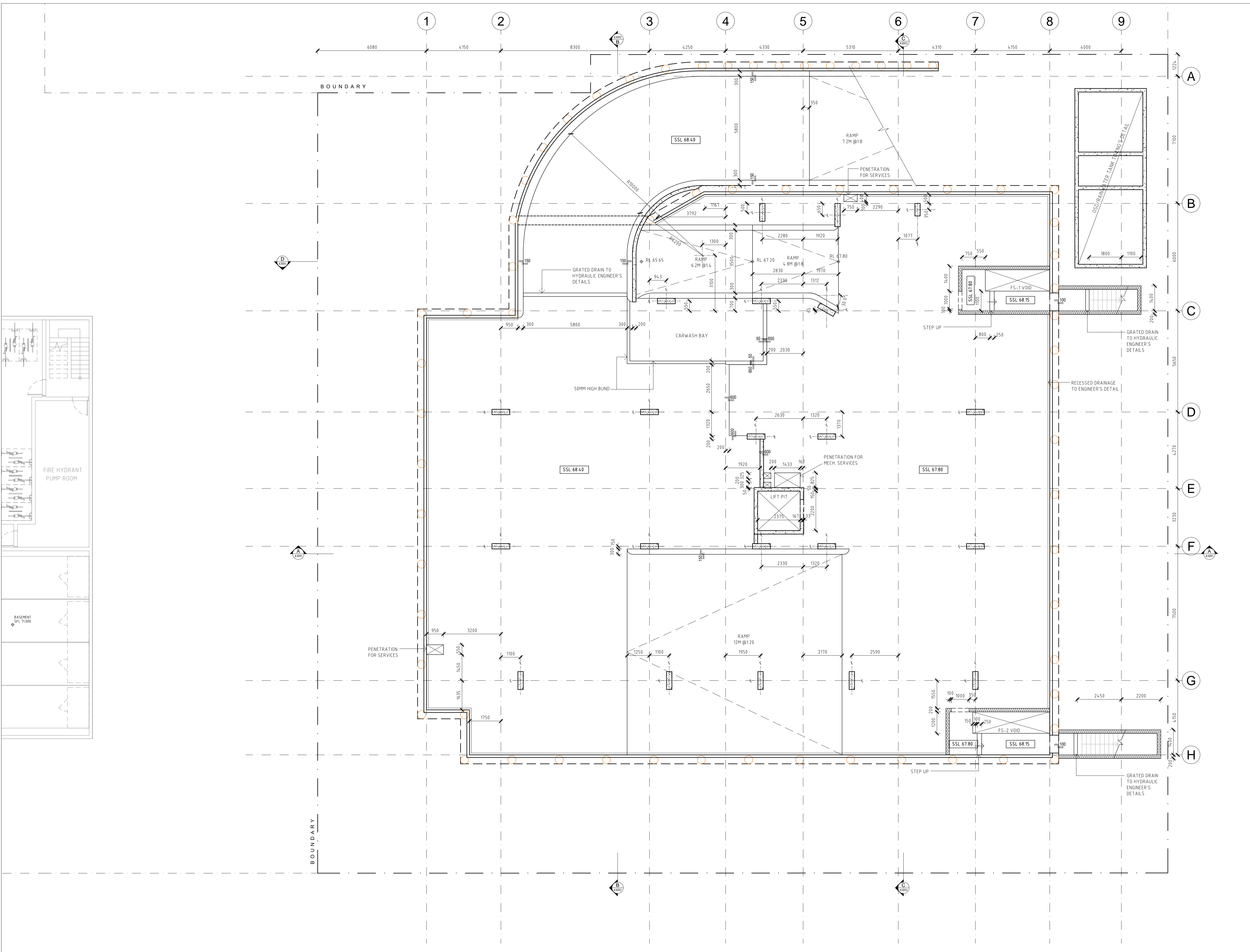
PROJECT:
11-15 MITCHELL AVENUE, JANNALI

JANUARY 2019

DRAWING TITLE:
**CONCRETE SETOUT PLAN
BASEMENT LEVEL 2**

**THIS DRAWING IS ISSUED FOR D&C USED DURING CONSTRUCTION
SUBJECT TO FINAL COORDINATION AND INTEGRATION OF ENGINEERS' DETAILS
AND OTHER SERVICES DESIGN ISSUED FOR CONSTRUCTION**

SCALE: 1:100 @ A1 / 1:200 @ A3	DRAWING NO: A1101	ISSUE: 1
PROJECT NO: 1747		



- GENERAL NOTES:**
- All work to comply with Building Code of Australia, requirements of relevant Statutory Authorities / Local Government & relevant Australian Building Standards.
 - Contractor to verify all dimensions on site before commencing work - should a discrepancy be identified please confirm with Architect prior to proceeding (DO NOT SCALE FROM DRAWINGS).
 - Copyright of design shown hereon is retained by this office and authority is required for any reproduction.
 - When proprietary products are referred to, install in accordance with the manufacturers written instructions.
 - Architectural Plans to be read in conjunction with consultant's drawings, specifications & reports.
 - Area schedules supplied are approximate only - future allowance for vertical service ducts, structural wall systems and consultant input will be required.
 - Setback lines shown as per DA drawings and council requirements. Do not use for setout.
 - Drawings for D&C used during CONSTRUCTION subject to receiving final confirmation and drawings from services contractors.

- LEGEND:**
- | | | | |
|-----|-----------------------------------|-----|-----------------------------------|
| AW | AWNING | MB | MAILBOX TO FUTURE DETAIL |
| BS | BATTEN SCREEN | MV | MECHANICAL RISER TO FUTURE DETAIL |
| CL | WALL MOUNTED FOLDING CLOTHES LINE | OP | OPAQUE WINDOW |
| CU | A/C CONDENSER UNITS | PB | PRE-FABRICATED PLANTERBOX |
| FH | FIRE HYDRANT | PS | SLIDING PRIVACY SCREEN |
| FHR | FIRE HOSE REEL | R | RECYCLING BIN |
| FS | FIRE STAIRS | RCL | RETRACTABLE CLOTHES LINE |
| G | GARBAGE BIN | SK | SKY LIGHT |
| GC | GARBAGE CHUTE | ST | STORAGE |
| HL | HIGHLIGHT WINDOW | | |
| MA | ROOF HATCH ACCESS | | |

- DOOR / WINDOW LEGEND:**
- DOOR TYPE NO. WINDOW NO.
- REFER A6000 DRAWINGS SERIES - DOOR & WINDOW SCHEDULES FOR DETAILS

CONSTRUCTION CERTIFICATE NO.
 8899-02-2019-CC
 DATE ISSUED: 25/06/2019

I certify that work completed in accordance with these plans and specification will comply with the regulations referred to in section 81A(5) of the Environmental Planning and Assessment Act 1979.

TRENTON JONES FOR AEAD
 ACCREDITATION NO. BPB0203

- CONCRETE SETOUT LEGEND**
- 25mm SETOUT IN WET AREAS
 - PROVISIONS FOR POST ADAPTABLE AREA TO BE PROVIDED FOR FUTURE USE. REFER TO DRAWINGS A7001-7003

ISSUE	DATE	DESCRIPTION
1	07.06.2019	ISSUED FOR D&C USED DURING CONSTRUCTION
P1	21.02.2019	ISSUED FOR COORDINATION



CLIENT:

LORDS GROUP
 P - 02 9191 0622
 Level 7/80 George St, Parramatta NSW 2150

ARCHITECT:

PBD ARCHITECTS
 ABN 36 147 035 550
 P - 02 9698 8140 E - info@pbdarchitects.com.au W - www.pbdarchitects.com.au
 Level 2, 52 Albion Street, Surry Hills NSW 2010

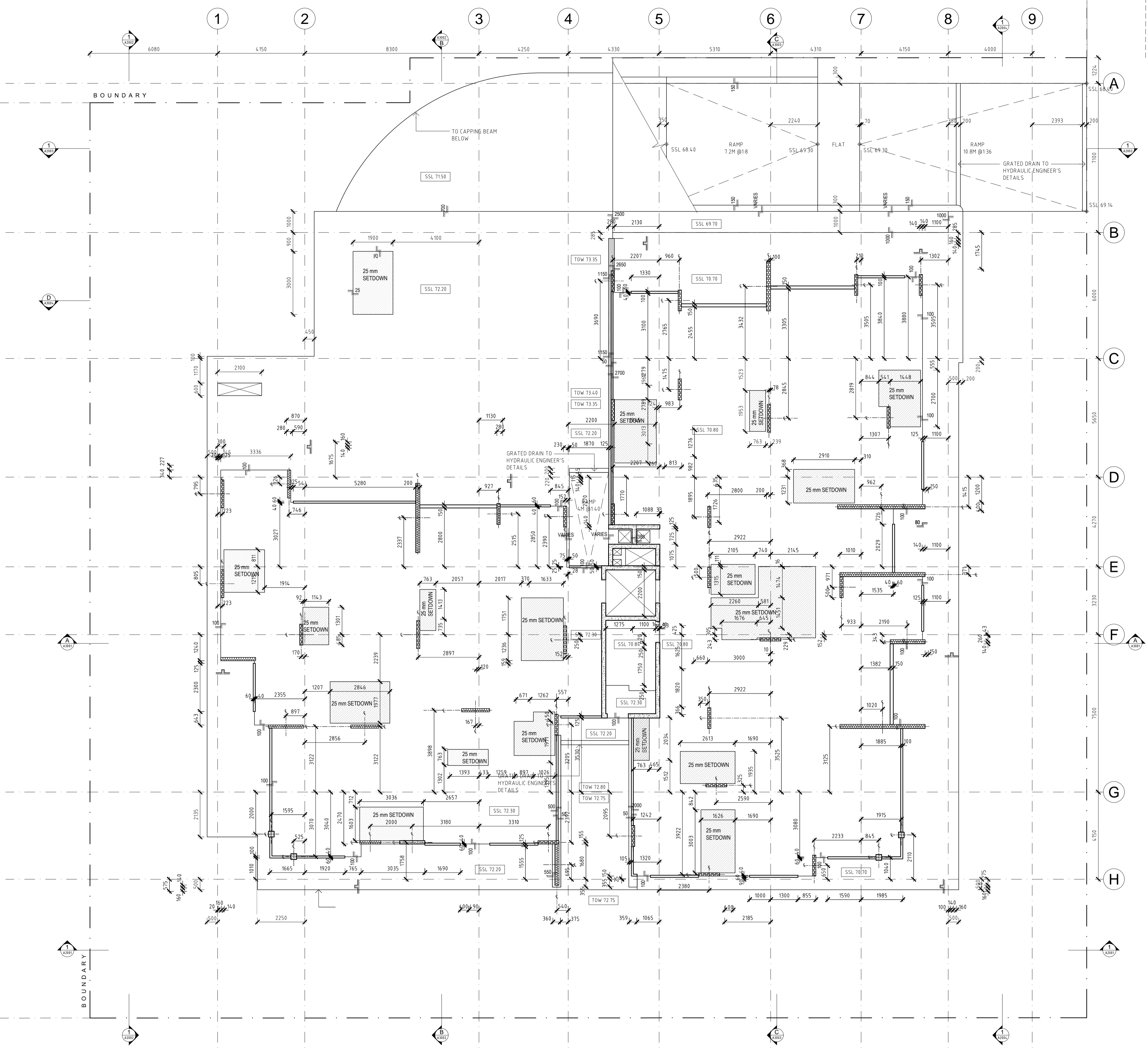
PROJECT:
 11-15 MITCHELL AVENUE, JANNALI

JANUARY 2019

DRAWING TITLE:
**CONCRETE SETOUT PLAN
 BASEMENT LEVEL 1**

**THIS DRAWING IS ISSUED FOR D&C USED DURING CONSTRUCTION
 SUBJECT TO FINAL COORDINATION AND INTEGRATION OF ENGINEERS' DETAILS
 AND OTHER SERVICES DESIGN ISSUED FOR CONSTRUCTION**

SCALE: 1:100 @ A1 / 1:200 @ A3	DRAWING NO: A1102	ISSUE: 1
PROJECT NO: 1747		



- GENERAL NOTES:**
- All work to comply with Building Code of Australia, requirements of relevant Statutory Authorities / Local Government & relevant Australian Building Standards.
 - Contractor to verify all dimensions on site before commencing work - should a discrepancy be identified please confirm with Architect prior to proceeding (DO NOT SCALE FROM DRAWINGS).
 - Copyright of design shown herein is retained by this office and authority is required for any reproduction.
 - When proprietary products are referred to, install in accordance with the manufacturers written instructions.
 - Architectural Plans to be read in conjunction with consultant's drawings, specifications & reports.
 - Area schedules supplied are approximate only - future allowance for vertical service ducts, structural wall systems and consultant input will be required.
 - Setback lines shown as per DA drawings and council requirements. Do not use for setout.
 - Drawings for D&C used during CONSTRUCTION subject to receiving final confirmation and drawings from services contractor.
- LEGEND:**
- | | | | |
|-----|-----------------------------------|-----|-----------------------------------|
| AW | AWNING | MB | MAILBOX TO FUTURE DETAIL |
| BS | BATTEN SCREEN | MV | MECHANICAL RISER TO FUTURE DETAIL |
| CL | WALL MOUNTED FOLDING CLOTHES LINE | OP | OPAQUE WINDOW |
| CU | A/C CONDENSER UNITS | PB | PRE-FABRICATED PLANTERBOX |
| FH | FIRE HYDRANT | PS | SLIDING PRIVACY SCREEN |
| FHR | FIRE HOSE REEL | R | RECYCLING BIN |
| FS | FIRE STAIRS | RCL | RETRACTABLE CLOTHES LINE |
| G | GARBAGE BIN | SK | SKY LIGHT |
| GC | GARBAGE CHUTE | ST | STORAGE |
| HL | HIGHLIGHT WINDOW | | |
| MA | ROOF HATCH ACCESS | | |

- DOOR / WINDOW LEGEND:**
- DOOR TYPE NO. WINDOW NO.
- REFER A6000 DRAWINGS SERIES - DOOR & WINDOW SCHEDULES FOR DETAILS

CONSTRUCTION CERTIFICATE NO.
 8899-02-2019-CC
 DATE ISSUED: 25/06/2019

I certify that work completed in accordance with these plans and specification will comply with the regulations referred to in section 81A(5) of the Environmental Planning and Assessment Act 1979.

TRENTON JONES FOR A&D
 ACCREDITATION NO. B9B0203

CONCRETE SETOUT LEGEND

25mm SETOUT IN WET AREAS

PROVISIONS FOR POST ADAPTABLE AREA TO BE PROVIDED FOR FUTURE USE. REFER TO DRAWINGS A7001-7003

ISSUE	DATE	DESCRIPTION
1	07.06.2019	ISSUED FOR D&C USED DURING CONSTRUCTION
P1	21.02.2019	ISSUED FOR COORDINATION



CLIENT:
LORDS GROUP
 P - 02 9191 0622
 Level 7/80 George St, Parramatta NSW 2150

ARCHITECT:
PBD ARCHITECTS
 ABN 36 147 035 550
 P - 02 9698 8140 E - info@pbdarchitects.com.au W - www.pbdarchitects.com.au
 Level 2, 52 Albion Street, Surry Hills NSW 2010

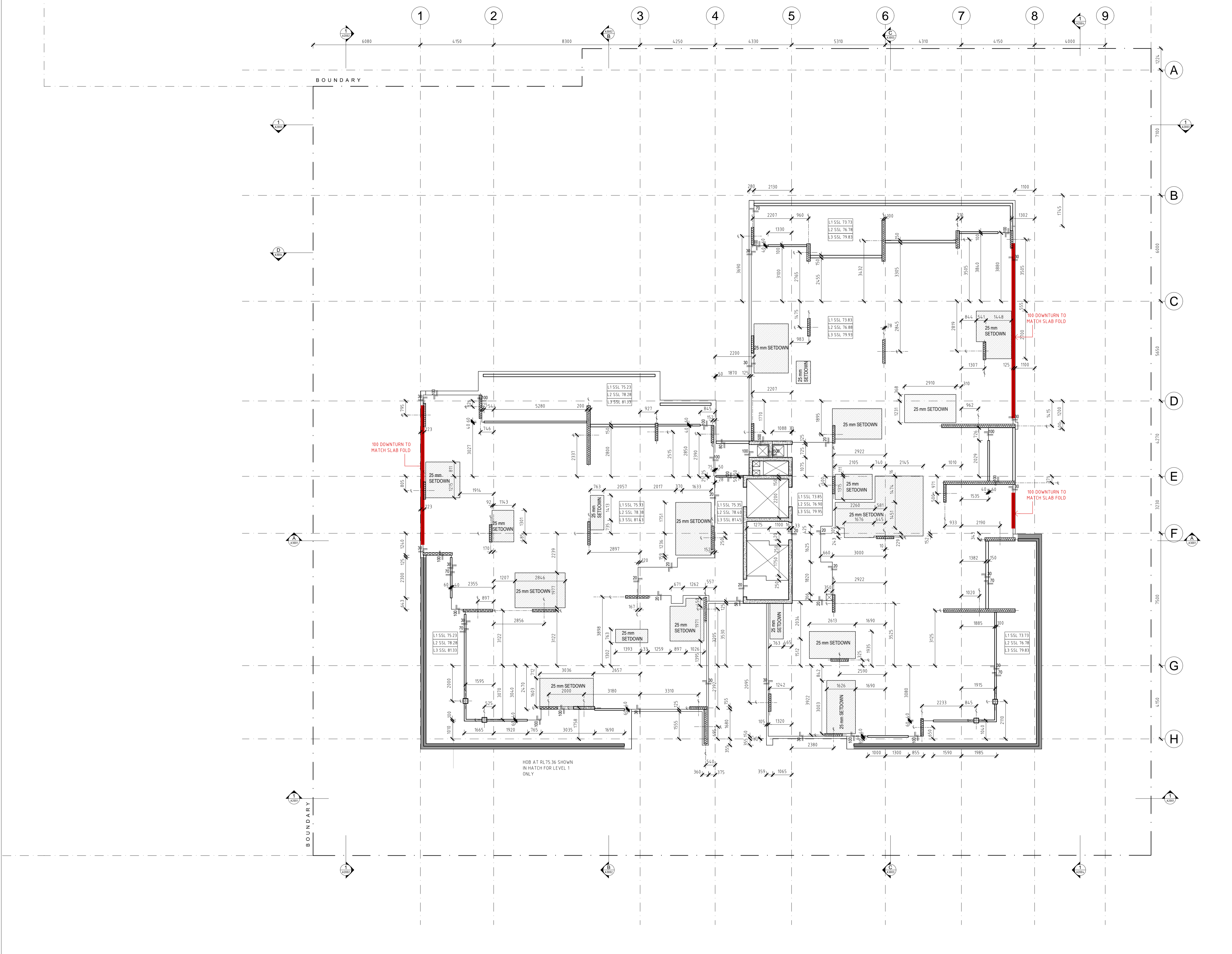
PROJECT:
11-15 MITCHELL AVENUE, JANNALI

JANUARY 2019

DRAWING TITLE:
**CONCRETE SETOUT PLAN
 GROUND FLOOR PLAN**

**THIS DRAWING IS ISSUED FOR D&C USED DURING CONSTRUCTION
 SUBJECT TO FINAL COORDINATION AND INTEGRATION OF ENGINEERS' DETAILS
 AND OTHER SERVICES DESIGN ISSUED FOR CONSTRUCTION**

SCALE: 1:100 @ A1 / 1:200 @ A3	DRAWING NO: A1103	ISSUE: 1
PROJECT NO: 1747		



- GENERAL NOTES:**
- All work to comply with Building Code of Australia, requirements of relevant Statutory Authorities / Local Government & relevant Australian Building Standards.
 - Contractor to verify all dimensions on site before commencing work - should a discrepancy be identified please confirm with Architect prior to proceeding (DO NOT SCALE FROM DRAWINGS).
 - Copyright of design shown herein is retained by this office and authority is required for any reproduction.
 - When proprietary products are referred to, install in accordance with the manufacturers written instructions.
 - Architectural Plans to be read in conjunction with consultant's drawings, specifications & reports.
 - Area schedules supplied are approximate only - future allowance for vertical service ducts, structural wall systems and consultant input will be required.
 - Setback lines shown as per DA drawings and council requirements. Do not use for setout.
 - Drawings for D&C used during CONSTRUCTION subject to receiving final confirmation and drawings from services contractors.

- LEGEND:**
- | | | | |
|-----|-----------------------------------|-----|-----------------------------------|
| AW | AWNING | MB | MAILBOX TO FUTURE DETAIL |
| BS | BATTEN SCREEN | MV | MECHANICAL RISER TO FUTURE DETAIL |
| CL | WALL MOUNTED FOLDING CLOTHES LINE | OP | OPAQUE WINDOW |
| CU | A/C CONDENSER UNITS | PB | PRE-FABRICATED PLANTERBOX |
| FH | FIRE HYDRANT | PS | SLIDING PRIVACY SCREEN |
| FHR | FIRE HOSE REEL | R | RECYCLING BIN |
| FS | FIRE STAIRS | RCL | RETRACTABLE CLOTHES LINE |
| G | GARBAGE BIN | SK | SKY LIGHT |
| GC | GARBAGE CHUTE | ST | STORAGE |
| HL | HIGHLIGHT WINDOW | | |
| MA | ROOF HATCH ACCESS | | |

- DOOR / WINDOW LEGEND:**
- DOOR TYPE NO. WINDOW NO.
- REFER A6000 DRAWINGS SERIES - DOOR & WINDOW SCHEDULES FOR DETAILS

CONSTRUCTION CERTIFICATE NO.
 8899-02-2019-CC
 DATE ISSUED: 25/06/2019

I certify that work completed in accordance with these plans and specification will comply with the regulations referred to in section 81A(5) of the Environmental Planning and Assessment Act 1979.

TRENTON JONES FOR AEAD
 ACCREDITATION NO. BPB0203

- CONCRETE SETOUT LEGEND**
- 25mm SETOUT IN WET AREAS
 - PROVISIONS FOR POST ADAPTABLE AREA TO BE PROVIDED FOR FUTURE USE. REFER TO DRAWINGS A1001-1003

ISSUE	DATE	DESCRIPTION
1	07.06.2019	ISSUED FOR D&C USED DURING CONSTRUCTION
A	12.04.2019	ISSUED FOR REVIEW
P1	21.02.2019	ISSUED FOR COORDINATION



CLIENT: **LORDS GROUP**
 P - 02 9191 0622
 Level 7/80 George St, Parramatta NSW 2150

ARCHITECT: **PBD ARCHITECTS**
 ABN 36 147 035 550
 P - 02 9698 8140 E - info@pbdarchitects.com.au W - www.pbdarchitects.com.au
 Level 2, 52 Albion Street, Surry Hills NSW 2010

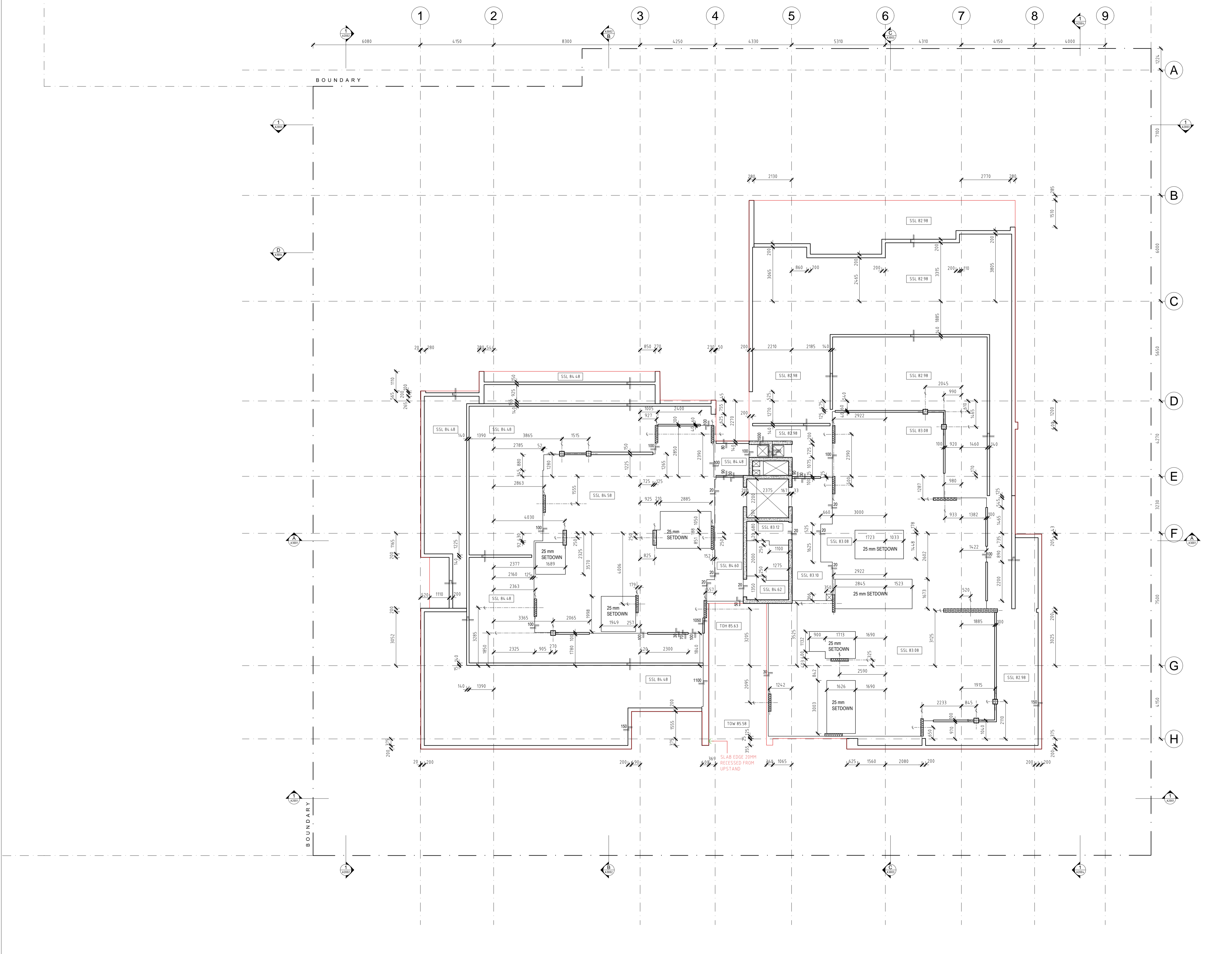
PROJECT:
11-15 MITCHELL AVENUE, JANNALI

JANUARY 2019

DRAWING TITLE:
**CONCRETE SETOUT PLAN
 TYPICAL LEVEL 1-3**

**THIS DRAWING IS ISSUED FOR D&C USED DURING CONSTRUCTION
 SUBJECT TO FINAL COORDINATION AND INTEGRATION OF ENGINEERS' DETAILS
 AND OTHER SERVICES DESIGN ISSUED FOR CONSTRUCTION**

SCALE: 1:100 @ A1 / 1:200 @ A3	DRAWING NO: A1104	ISSUE: 1
PROJECT NO: 1747		



GENERAL NOTES:

- All work to comply with Building Code of Australia, requirements of relevant Statutory Authorities / Local Government & relevant Australian Building Standards.
- Contractor to verify all dimensions on site before commencing work - should a discrepancy be identified please confirm with Architect prior to proceeding (DO NOT SCALE FROM DRAWINGS).
- Copyright of design shown herein is retained by this office and authority is required for any reproduction.
- When proprietary products are referred to, install in accordance with the manufacturers written instructions.
- Architectural Plans to be read in conjunction with consultant's drawings, specifications & reports.
- Area schedules supplied are approximate only - future allowance for vertical service ducts, structural wall systems and consultant input will be required.
- Setback lines shown as per DA drawings and council requirements. Do not use for setout.
- Drawings for D&C used during CONSTRUCTION subject to receiving final confirmation and drawings from services contractors.

LEGEND:

AW	AWNING	MB	MAILBOX TO FUTURE DETAIL
BS	BATTEN SCREEN	MV	MECHANICAL RISER TO FUTURE DETAIL
CL	WALL MOUNTED FOLDING CLOTHES LINE	OP	OPAQUE WINDOW
CU	A/C CONDENSER UNITS	PB	PRE-FABRICATED PLANTERBOX
FH	FIRE HYDRANT	PS	SLIDING PRIVACY SCREEN
FHR	FIRE HOSE REEL	R	RECYCLING BIN
FS	FIRE STAIRS	RCL	RETRACTABLE CLOTHES LINE
G	GARBAGE BIN	SK	SKY LIGHT
GC	GARBAGE CHUTE	ST	STORAGE
HL	HIGHLIGHT WINDOW		
MA	ROOF HATCH ACCESS		

DOOR / WINDOW LEGEND:

DOOR TYPE NO. WINDOW NO.

REFER A6000 DRAWINGS SERIES - DOOR & WINDOW SCHEDULES FOR DETAILS

CONSTRUCTION CERTIFICATE NO.
 8899-02-2019-CC
 DATE ISSUED: 25/06/2019

I certify that work completed in accordance with these plans and specification will comply with the regulations referred to in section 81A(5) of the Environmental Planning and Assessment Act 1979.

TRENTON JONES FOR A&D
 ACCREDITATION NO. B9P0203

CONCRETE SETOUT LEGEND

	25mm SETDOWN IN WET AREAS
	PROVISIONS FOR POST ADAPTABLE AREA TO BE PROVIDED FOR FUTURE USE. REFER TO DRAWINGS A7001-7003

ISSUE	DATE	DESCRIPTION
1	07.06.2019	ISSUED FOR D&C USED DURING CONSTRUCTION
P1	21.02.2019	ISSUED FOR COORDINATION



CLIENT: **LORDS GROUP**
 P - 02 9191 0622
 Level 7/80 George St, Parramatta NSW 2150

ARCHITECT: **PBD ARCHITECTS**
 ABN 36 147 035 550
 P - 02 9698 8140 E - info@pbdarchitects.com.au W - www.pbdarchitects.com.au
 Level 2, 52 Albion Street, Surry Hills NSW 2010

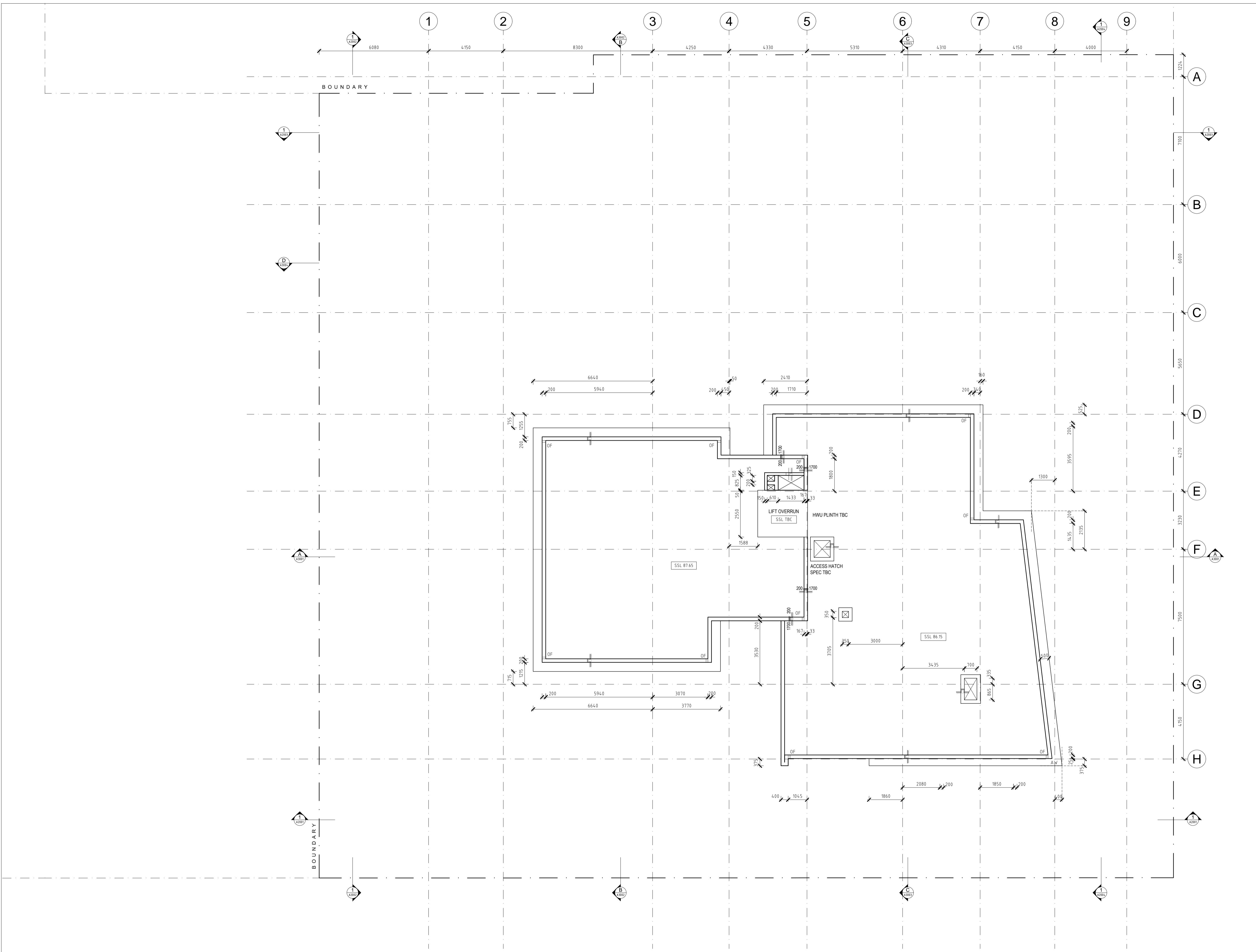
PROJECT:
11-15 MITCHELL AVENUE, JANNALI

JANUARY 2019

DRAWING TITLE:
**CONCRETE SETOUT PLAN
 LEVEL 4 PLAN**

**THIS DRAWING IS ISSUED FOR D&C USED DURING CONSTRUCTION
 SUBJECT TO FINAL COORDINATION AND INTEGRATION OF ENGINEERS' DETAILS
 AND OTHER SERVICES DESIGN ISSUED FOR CONSTRUCTION**

SCALE: 1:100 @ A1 / 1:200 @ A3	DRAWING NO: A1105	ISSUE: 1
PROJECT NO: 1747		



- GENERAL NOTES:**
- All work to comply with Building Code of Australia, requirements of relevant Statutory Authorities / Local Government & relevant Australian Building Standards.
 - Contractor to verify all dimensions on site before commencing work - should a discrepancy be identified please confirm with Architect prior to proceeding (DO NOT SCALE FROM DRAWINGS).
 - Copyright of design shown hereon is retained by this office and authority is required for any reproduction.
 - When proprietary products are referred to, install in accordance with the manufacturers written instructions.
 - Architectural Plans to be read in conjunction with consultant's drawings, specifications & reports.
 - Area schedules supplied are approximate only - future allowance for vertical service ducts, structural wall systems and consultant input will be required.
 - Setback lines shown as per DA drawings and council requirements. Do not use for setout.
 - Drawings for D&C used during CONSTRUCTION subject to receiving final confirmation and drawings from services contractors.

LEGEND:

AW	AWNING	MB	MAILBOX TO FUTURE DETAIL
BS	BATTEN SCREEN	MV	MECHANICAL RISER TO FUTURE DETAIL
CL	WALL MOUNTED FOLDING CLOTHES LINE	OP	OPAGUE WINDOW
CU	A/C CONDENSER UNITS	PB	PRE-FABRICATED PLANTERBOX
FH	FIRE HYDRANT	PS	SLIDING PRIVACY SCREEN
FHR	FIRE HOSE REEL	R	RECYCLING BIN
FS	FIRE STAIRS	RCL	RETRACTABLE CLOTHES LINE
G	GARBAGE BIN	SK	SKY LIGHT
GC	GARBAGE CHUTE	ST	STORAGE
HL	HIGHLIGHT WINDOW		
MA	ROOF HATCH ACCESS		

DOOR / WINDOW LEGEND:

DOOR TYPE NO. WINDOW NO.

- REFER A6000 DRAWINGS SERIES - DOOR & WINDOW SCHEDULES FOR DETAILS

CONSTRUCTION CERTIFICATE NO.
8899-02-2019-CC
DATE ISSUED: 25/06/2019

I certify that work completed in accordance with these plans and specification will comply with the regulations referred to in section 81A(5) of the Environmental Planning and Assessment Act 1979.

TRENTON JONES FOR AEAD
ACCREDITATION NO. BPP0203

CONCRETE SETOUT LEGEND

25mm SETOUT IN WET AREAS

PROVISIONS FOR POST ADAPTABLE AREA TO BE PROVIDED FOR FUTURE USE. REFER TO DRAWINGS A1001-1003

ISSUE	DATE	DESCRIPTION
1	07.06.2019	ISSUED FOR D&C USED DURING CONSTRUCTION
P1	21.02.2019	ISSUED FOR COORDINATION



CLIENT: **LORDS GROUP**
P - 02 9191 0622
Level 7/80 George St, Parramatta NSW 2150

ARCHITECT: **PBD ARCHITECTS**
ABN 36 147 035 550
P - 02 9698 8140 E - info@pbdarchitects.com.au W - www.pbdarchitects.com.au
Level 2, 52 Albion Street, Surry Hills NSW 2010

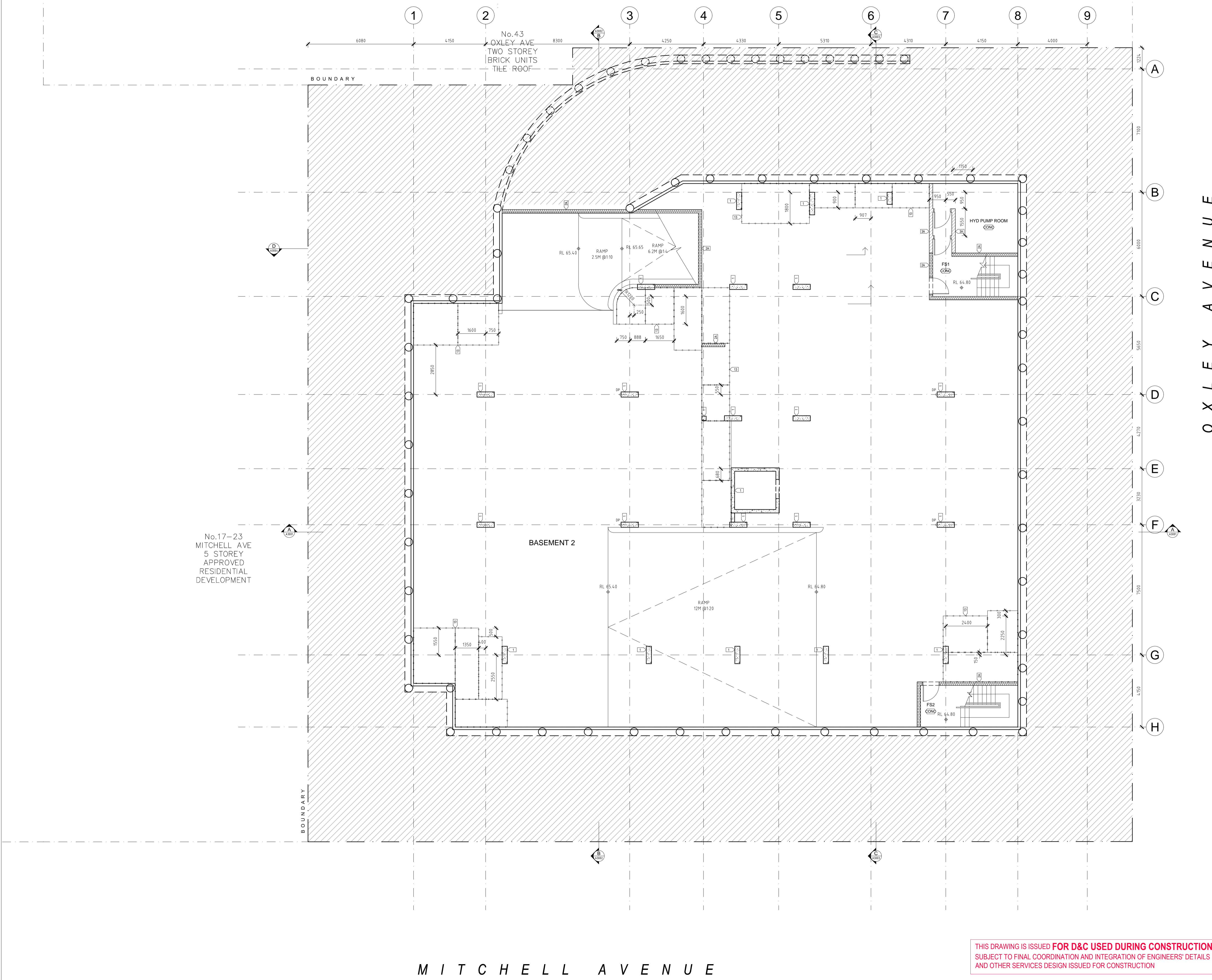
PROJECT:
11-15 MITCHELL AVENUE, JANNALI

JANUARY 2019

DRAWING TITLE:
**CONCRETE SETOUT PLAN
LEVEL ROOF PLAN**

**THIS DRAWING IS ISSUED FOR D&C USED DURING CONSTRUCTION
SUBJECT TO FINAL COORDINATION AND INTEGRATION OF ENGINEERS' DETAILS
AND OTHER SERVICES DESIGN ISSUED FOR CONSTRUCTION**

SCALE: 1:100 @ A1 / 1:200 @ A3	DRAWING NO: A1106	ISSUE: 1
PROJECT NO: 1747		



- GENERAL NOTES:**
- All work to comply with Building Code of Australia, requirements of relevant Statutory Authorities / Local Government & relevant Australian Building Standards.
 - Contractor to verify all dimensions on site before commencing work - should a discrepancy be identified please confirm with Architect prior to proceeding (DO NOT SCALE FROM DRAWINGS).
 - Copyright of design shown herein is retained by this office and authority is required for any reproduction.
 - When proprietary products are referred to, install in accordance with the manufacturers written instructions.
 - Architectural Plans to be read in conjunction with consultant's drawings, specifications & reports.
 - Area schedules supplied are approximate only - future allowance for vertical service ducts, structural wall systems and consultant input will be required.
 - Setback lines shown as per DA drawings and council requirements. Do not use for setout.
 - Drawings for D&C used during CONSTRUCTION subject to receiving final confirmation and drawings from services contractors.

- LEGEND:**
- | | | | |
|-----|-----------------------------------|-----|-----------------------------------|
| AW | AWNING | MB | MAILBOX TO FUTURE DETAIL |
| BS | BATTEN SCREEN | MV | MECHANICAL RISER TO FUTURE DETAIL |
| CL | WALL MOUNTED FOLDING CLOTHES LINE | OP | OPAQUE WINDOW |
| CU | A/C CONDENSER UNITS | PB | PRE-FABRICATED PLANTERBOX |
| FH | FIRE HYDRANT | PS | SLIDING PRIVACY SCREEN |
| FHR | FIRE HOSE REEL | R | RECYCLING BIN |
| FS | FIRE STAIRS | RCL | RETRACTABLE CLOTHES LINE |
| G | GARBAGE BIN | SK | SKY LIGHT |
| GC | GARBAGE CHUTE | ST | STORAGE |
| HL | HIGHLIGHT WINDOW | | |
| MA | ROOF HATCH ACCESS | | |

- DOOR / WINDOW LEGEND:**
- DOOR TYPE NO. WINDOW NO.
- REFER A6000 DRAWINGS SERIES - DOOR & WINDOW SCHEDULES FOR DETAILS

CONSTRUCTION CERTIFICATE NO.
8899-02-2019-CC

DATE ISSUED: 25/06/2019

I certify that work completed in accordance with these plans and specification will comply with the regulations referred to in section 81A(5) of the Environmental Planning and Assessment Act 1979.

TRENTON JONES FOR A&D
ACCREDITATION NO. BPB0203

ISSUE	DATE	DESCRIPTION
1	07.06.2019	ISSUED FOR D&C USED DURING CONSTRUCTION
P1	26.03.2019	ISSUED FOR COORDINATION



CLIENT: **LORDS GROUP**
P - 02 9191 0622
Level 7/80 George St, Parramatta NSW 2150

ARCHITECT: **PBD ARCHITECTS**
ABN 36 147 035 550
P - 02 9698 8140 E - info@pbdarchitects.com.au W - www.pbdarchitects.com.au
Level 2, 52 Albion Street, Surry Hills NSW 2010

PROJECT:
11-15 MITCHELL AVENUE, JANNALI

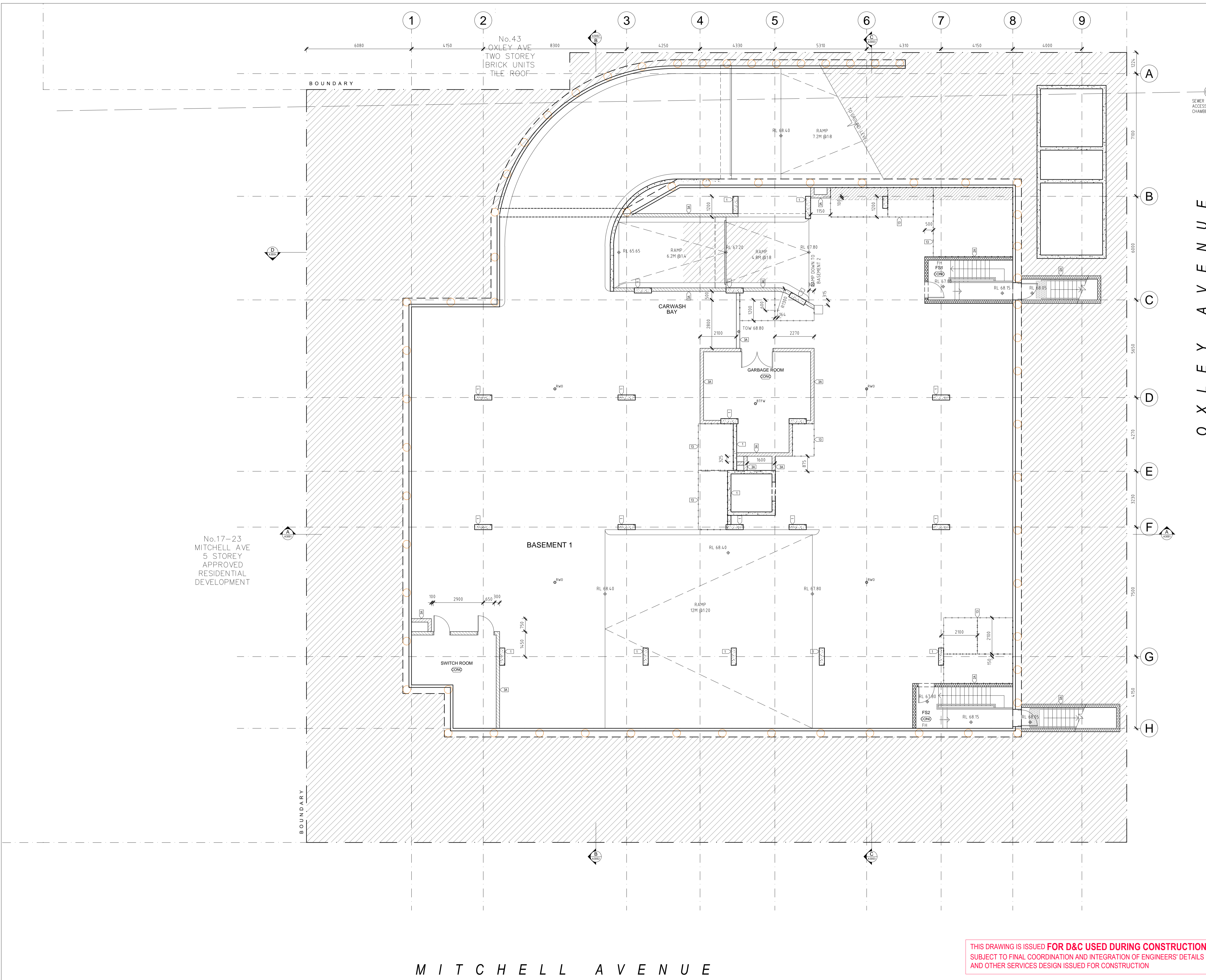
JANUARY 2019

DRAWING TITLE:
WALL SETOUT BASEMENT LEVEL 2 PLAN

THIS DRAWING IS ISSUED FOR D&C USED DURING CONSTRUCTION
SUBJECT TO FINAL COORDINATION AND INTEGRATION OF ENGINEERS' DETAILS
AND OTHER SERVICES DESIGN ISSUED FOR CONSTRUCTION

SCALE: 1:100 @ A1 / 1:200 @ A3	DRAWING NO: A1201	ISSUE: 1
PROJECT NO: 1747		

M I T C H E L L A V E N U E



- GENERAL NOTES:**
- All work to comply with Building Code of Australia, requirements of relevant Statutory Authorities / Local Government & relevant Australian Building Standards.
 - Contractor to verify all dimensions on site before commencing work - should a discrepancy be identified please confirm with Architect prior to proceeding (DO NOT SCALE FROM DRAWINGS).
 - Copyright of design shown hereon is retained by this office and authority is required for any reproduction.
 - When proprietary products are referred to, install in accordance with the manufacturers written instructions.
 - Architectural Plans to be read in conjunction with consultant's drawings, specifications & reports.
 - Area schedules supplied are approximate only - future allowance for vertical service ducts, structural wall systems and consultant input will be required.
 - Setback lines shown as per DA drawings and council requirements. Do not use for setback.
 - Drawings for D&C used during CONSTRUCTION subject to receiving final confirmation and drawings from services contractor.
- LEGEND:**
- | | | | |
|-----|-----------------------------------|-----|-----------------------------------|
| AW | AWNING | MB | MAILBOX TO FUTURE DETAIL |
| BS | BATTEN SCREEN | MV | MECHANICAL RISER TO FUTURE DETAIL |
| CL | WALL MOUNTED FOLDING CLOTHES LINE | OP | OPAGUE WINDOW |
| CU | A/C CONDENSER UNITS | PB | PRE-FABRICATED PLANTERBOX |
| FH | FIRE HYDRANT | PS | SLIDING PRIVACY SCREEN |
| FHR | FIRE HOSE REEL | R | RECYCLING BIN |
| FS | FIRE STAIRS | RCL | RETRACTABLE CLOTHES LINE |
| G | GARBAGE BIN | SK | SKY LIGHT |
| GC | GARBAGE CHUTE | ST | STORAGE |
| HL | HIGHLIGHT WINDOW | | |
| MA | ROOF HATCH ACCESS | | |

- DOOR / WINDOW LEGEND:**
- DOOR TYPE NO. WINDOW NO.
- REFER A6000 DRAWINGS SERIES - DOOR & WINDOW SCHEDULES FOR DETAILS

CONSTRUCTION CERTIFICATE NO.
8899-02-2019-CC
DATE ISSUED: 25/06/2019

I certify that work completed in accordance with these plans and specification will comply with the regulations referred to in section 81A(5) of the Environmental Planning and Assessment Act 1979.

TRENTON JONES FOR AEAD
ACCREDITATION NO. BPB0203

ISSUE	DATE	DESCRIPTION
1	07.06.2019	ISSUED FOR D&C USED DURING CONSTRUCTION
P1	26.03.2019	ISSUED FOR COORDINATION

CLIENT: **LORDS GROUP**
P - 02 9191 0622
Level 7/80 George St, Parramatta NSW 2150

ARCHITECT: **PBD ARCHITECTS**
ABN 36 147 035 550
P - 02 9698 8140 E - info@pbdarchitects.com.au W - www.pbdarchitects.com.au
Level 2, 52 Albion Street, Surry Hills NSW 2010

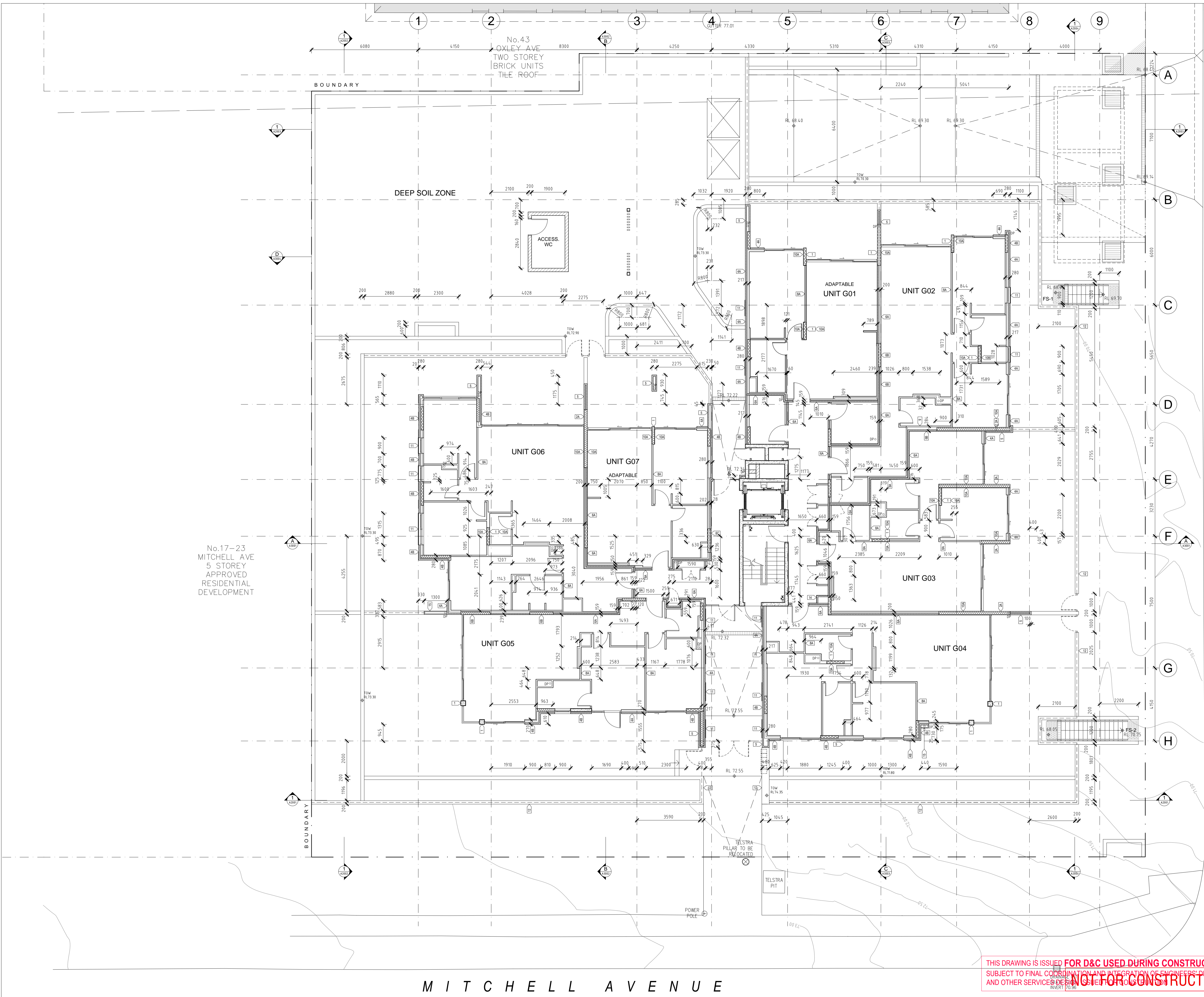
PROJECT: **11-15 MITCHELL AVENUE, JANNALI**
JANUARY 2019

DRAWING TITLE: **WALL SETOUT BASEMENT LEVEL 1 PLAN**

SCALE: 1:100 @ A1 / 1:200 @ A3	DRAWING NO: A1202	ISSUE: 1
PROJECT NO: 1747		

THIS DRAWING IS ISSUED FOR D&C USED DURING CONSTRUCTION
SUBJECT TO FINAL COORDINATION AND INTEGRATION OF ENGINEERS' DETAILS
AND OTHER SERVICES DESIGN ISSUED FOR CONSTRUCTION

M I T C H E L L A V E N U E



- GENERAL NOTES:**
- All work to comply with Building Code of Australia, requirements of relevant Statutory Authorities / Local Government & relevant Australian Building Standards.
 - Contractor to verify all dimensions on site before commencing work - should a discrepancy be identified please confirm with Architect prior to proceeding (DO NOT SCALE FROM DRAWINGS).
 - Copyright of design shown herein is retained by this office and authority is required for any reproduction.
 - When proprietary products are referred to, install in accordance with the manufacturers written instructions.
 - Architectural Plans to be read in conjunction with consultant's drawings, specifications & reports.
 - Area schedules supplied are approximate only - future allowance for vertical service ducts, structural wall systems and consultant input will be required.
 - Setback lines shown as per DA drawings and council requirements. Do not use for setout.
 - Drawings for D&C used during CONSTRUCTION subject to receiving final confirmation and drawings from services contractors.
- LEGEND:**
- | | | | |
|-----|-----------------------------------|-----|-----------------------------------|
| AW | AWNING | MB | MAILBOX TO FUTURE DETAIL |
| BS | BATTEN SCREEN | MV | MECHANICAL RISER TO FUTURE DETAIL |
| CL | WALL MOUNTED FOLDING CLOTHES LINE | OP | OPAQUE WINDOW |
| CU | A/C CONDENSER UNITS | PB | PRE-FABRICATED PLANTERBOX |
| FH | FIRE HYDRANT | PS | SLIDING PRIVACY SCREEN |
| FHR | FIRE HOSE REEL | R | RECYCLING BIN |
| FS | FIRE STAIRS | RCL | RETRACTABLE CLOTHES LINE |
| G | GARBAGE BIN | SK | SKY LIGHT |
| GC | GARBAGE CHUTE | ST | STORAGE |
| HL | HIGHLIGHT WINDOW | | |
| MA | ROOF HATCH ACCESS | | |

- DOOR / WINDOW LEGEND:**
- DOOR TYPE NO. WINDOW NO.
- REFER A6000 DRAWINGS SERIES - DOOR & WINDOW SCHEDULES FOR DETAILS

CONSTRUCTION CERTIFICATE NO.
 8899-02-2019-CC
 DATE ISSUED: 25/06/2019

I certify that work completed in accordance with these plans and specification will comply with the regulations referred to in section 81A(5) of the Environmental Planning and Assessment Act 1979.

TRENTON JONES FOR A&D
 ACCREDITATION NO. BPB0203

ISSUE DATE	DESCRIPTION
07.06.2019	ISSUED FOR D&C USED DURING CONSTRUCTION

CLIENT:
LORDS GROUP
 P - 02 9191 0622
 Level 7/80 George St, Parramatta NSW 2150

ARCHITECT:
PBD ARCHITECTS
 ABN 36 147 035 550
 P - 02 9698 8140 E - info@pbdarchitects.com.au W - www.pbdarchitects.com.au
 Level 2, 52 Albion Street, Surry Hills NSW 2010

PROJECT:
 11-15 MITCHELL AVENUE, JANNALI

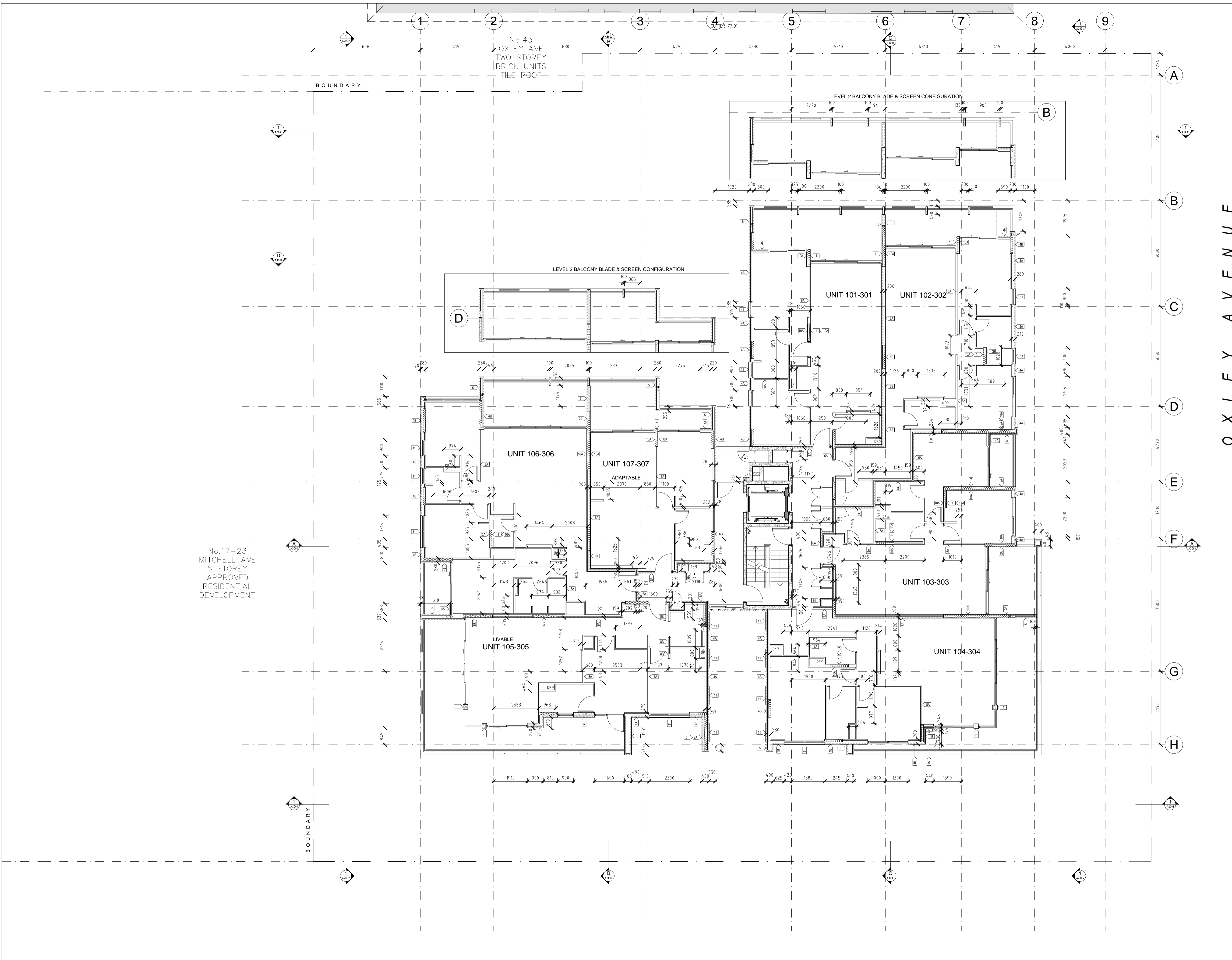
JANUARY 2019

DRAWING TITLE:
 WALL SETOUT GROUND FLOOR PLAN

SCALE: 1:100 @ A1 / 1:200 @ A3	DRAWING NO: A1203	ISSUE: 1
PROJECT NO: 1747		

THIS DRAWING IS ISSUED FOR D&C USED DURING CONSTRUCTION
 SUBJECT TO FINAL COORDINATION AND INTEGRATION OF ENGINEERS' DETAILS
 AND OTHER SERVICES DESIGNING FOR CONSTRUCTION

MITCHELL AVENUE



- GENERAL NOTES:**
- All work to comply with Building Code of Australia, requirements of relevant Statutory Authorities / Local Government & relevant Australian Building Standards.
 - Contractor to verify all dimensions on site before commencing work - should a discrepancy be identified please confirm with Architect prior to proceeding (DO NOT SCALE FROM DRAWINGS).
 - Copyright of design shown hereon is retained by this office and authority is required for any reproduction.
 - When proprietary products are referred to, installed in accordance with the manufacturers written instructions.
 - Architectural Plans to be read in conjunction with consultant's drawings, specifications & reports.
 - Area schedules supplied are approximate only - future allowance for vertical service ducts, structural wall systems and consultant input will be required.
 - Setback lines shown as per DA drawings and council requirements. Do not use for setout.
 - Drawings for D&C used during CONSTRUCTION subject to receiving final confirmation and drawings from services contractors.

- LEGEND:**
- | | | | |
|-----|-----------------------------------|-----|-----------------------------------|
| AW | AWNING | MB | MAILBOX TO FUTURE DETAIL |
| BS | BATTEN SCREEN | MV | MECHANICAL RISER TO FUTURE DETAIL |
| CL | WALL MOUNTED FOLDING CLOTHES LINE | OP | OPAQUE WINDOW |
| CU | A/C CONDENSER UNITS | PB | PRE-FABRICATED PLANTERBOX |
| FH | FIRE HYDRANT | PS | SLIDING PRIVACY SCREEN |
| FHR | FIRE HOSE REEL | R | RECYCLING BIN |
| FS | FIRE STAIRS | RCL | RETRACTABLE CLOTHES LINE |
| G | GARBAGE BIN | SK | SKY LIGHT |
| GC | GARBAGE CHUTE | ST | STORAGE |
| HL | HIGHLIGHT WINDOW | | |
| MA | ROOF HATCH ACCESS | | |

- DOOR / WINDOW LEGEND:**
- DOOR TYPE NO. WINDOW NO.
- REFER A6000 DRAWINGS SERIES - DOOR & WINDOW SCHEDULES FOR DETAILS

CONSTRUCTION CERTIFICATE NO.
8899-02-2019-CC
DATE ISSUED: 25/06/2019

I certify that work completed in accordance with these plans and specification will comply with the regulations referred to in section 81A(5) of the Environmental Planning and Assessment Act 1979.

TRENTON JONES FOR A&D
ACCREDITATION NO. BPB0203

ISSUE	DATE	DESCRIPTION
1	07.06.2019	ISSUED FOR D&C USED DURING CONSTRUCTION
P1	26.03.2019	ISSUED FOR COORDINATION



CLIENT: **LORDS GROUP**
P - 02 9191 0622
Level 7/80 George St, Parramatta NSW 2150

ARCHITECT: **PBD ARCHITECTS**
ABN 36 147 035 550
P - 02 9698 8140 E - info@pbdarchitects.com.au W - www.pbdarchitects.com.au
Level 2, 52 Albion Street, Surry Hills NSW 2010

PROJECT: **11-15 MITCHELL AVENUE, JANNALI**

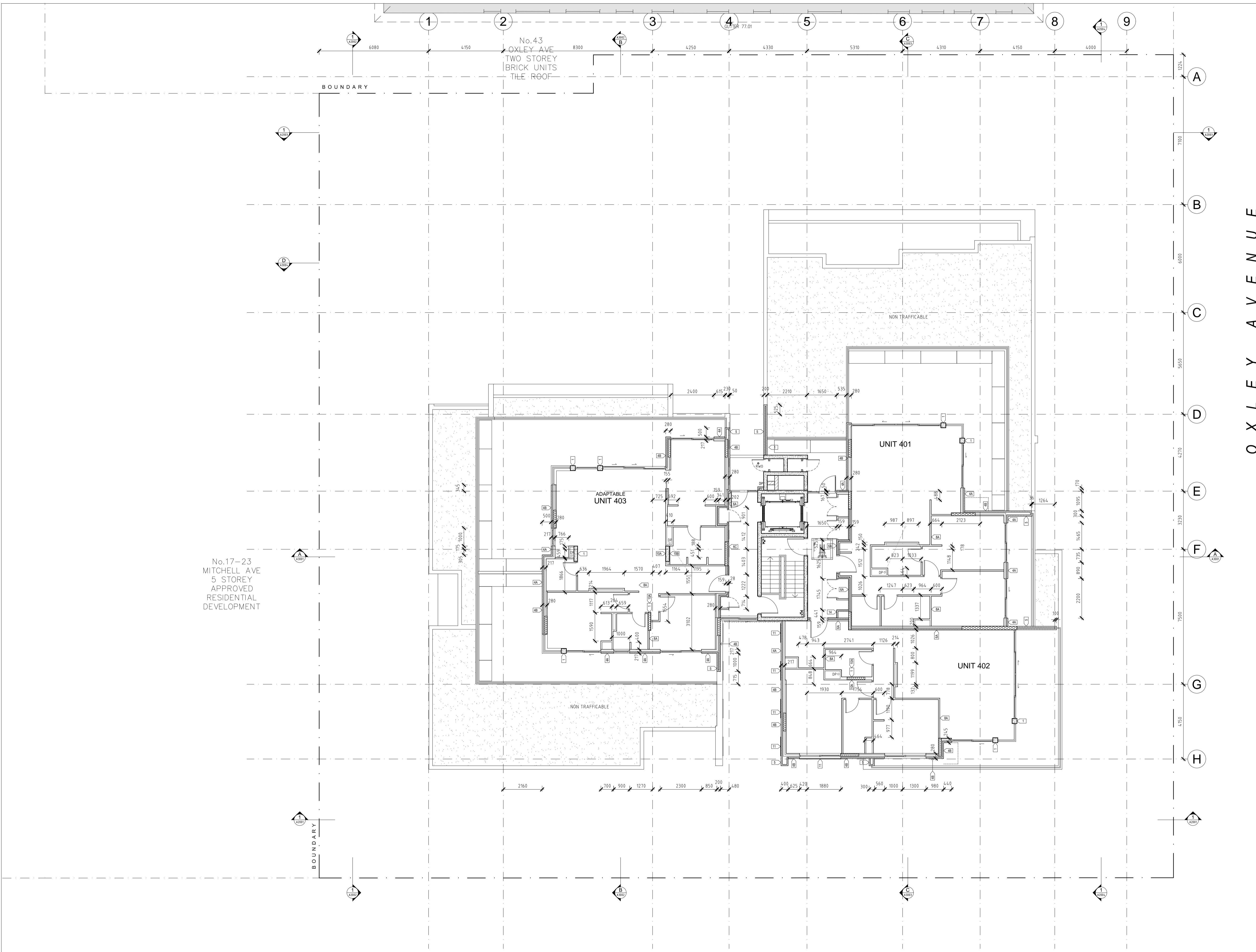
JANUARY 2019

DRAWING TITLE:
WALL SETOUT LEVEL 1-3 PLAN

THIS DRAWING IS ISSUED FOR D&C USED DURING CONSTRUCTION
SUBJECT TO FINAL COORDINATION AND INTEGRATION OF ENGINEERS' DETAILS
AND OTHER SERVICES DESIGN ISSUED FOR CONSTRUCTION

SCALE: 1:100 @ A1 / 1:200 @ A3	DRAWING NO: A1204	ISSUE: 1
PROJECT NO: 1747		

MITCHELL AVENUE



- GENERAL NOTES:**
- All work to comply with Building Code of Australia, requirements of relevant Statutory Authorities / Local Government & relevant Australian Building Standards.
 - Contractor to verify all dimensions on site before commencing work - should a discrepancy be identified please confirm with Architect prior to proceeding (DO NOT SCALE FROM DRAWINGS).
 - Copyright of design shown hereon is retained by this office and authority is required for any reproduction.
 - When proprietary products are referred to, install in accordance with the manufacturers written instructions.
 - Architectural Plans to be read in conjunction with consultant's drawings, specifications & reports.
 - Area schedules supplied are approximate only - future allowance for vertical service ducts, structural wall systems and consultant input will be required.
 - Setback lines shown as per DA drawings and council requirements. Do not use for setout.
 - Drawings for D&C used during CONSTRUCTION subject to receiving final confirmation and drawings from services contractors.

- LEGEND:**
- | | | | |
|-----|-----------------------------------|-----|-----------------------------------|
| AW | AWNING | MB | MAILBOX TO FUTURE DETAIL |
| BS | BATTEN SCREEN | MV | MECHANICAL RISER TO FUTURE DETAIL |
| CL | WALL MOUNTED FOLDING CLOTHES LINE | OP | OPAQUE WINDOW |
| CU | A/C CONDENSER UNITS | PB | PRE-FABRICATED PLANTERBOX |
| FH | FIRE HYDRANT | PS | SLIDING PRIVACY SCREEN |
| FHR | FIRE HOSE REEL | R | RECYCLING BIN |
| FS | FIRE STAIRS | RCL | RETRACTABLE CLOTHES LINE |
| G | GARBAGE BIN | SK | SKY LIGHT |
| GC | GARBAGE CHUTE | ST | STORAGE |
| HL | HIGHLIGHT WINDOW | | |
| MA | ROOF HATCH ACCESS | | |

- DOOR / WINDOW LEGEND:**
- DOOR TYPE NO. WINDOW NO.
- REFER A6000 DRAWINGS SERIES - DOOR & WINDOW SCHEDULES FOR DETAILS

CONSTRUCTION CERTIFICATE NO.
8899-02-2019-CC
DATE ISSUED: 25/06/2019

I certify that work completed in accordance with these plans and specification will comply with the regulations referred to in section 81A(5) of the Environmental Planning and Assessment Act 1979.

TRENTON JONES FOR AEAD
ACCREDITATION NO. BPB0203

ISSUE	DATE	DESCRIPTION
1	07.06.2019	ISSUED FOR D&C USED DURING CONSTRUCTION
P1	26.03.2019	ISSUED FOR COORDINATION



CLIENT: **LORDS GROUP**
P - 02 9191 0622
Level 7/80 George St, Parramatta NSW 2150

ARCHITECT: **PBD ARCHITECTS**
ABN 36 147 035 550
P - 02 9698 8140 E - info@pbdarchitects.com.au W - www.pbdarchitects.com.au
Level 2, 52 Albion Street, Surry Hills NSW 2010

PROJECT:
11-15 MITCHELL AVENUE, JANNALI

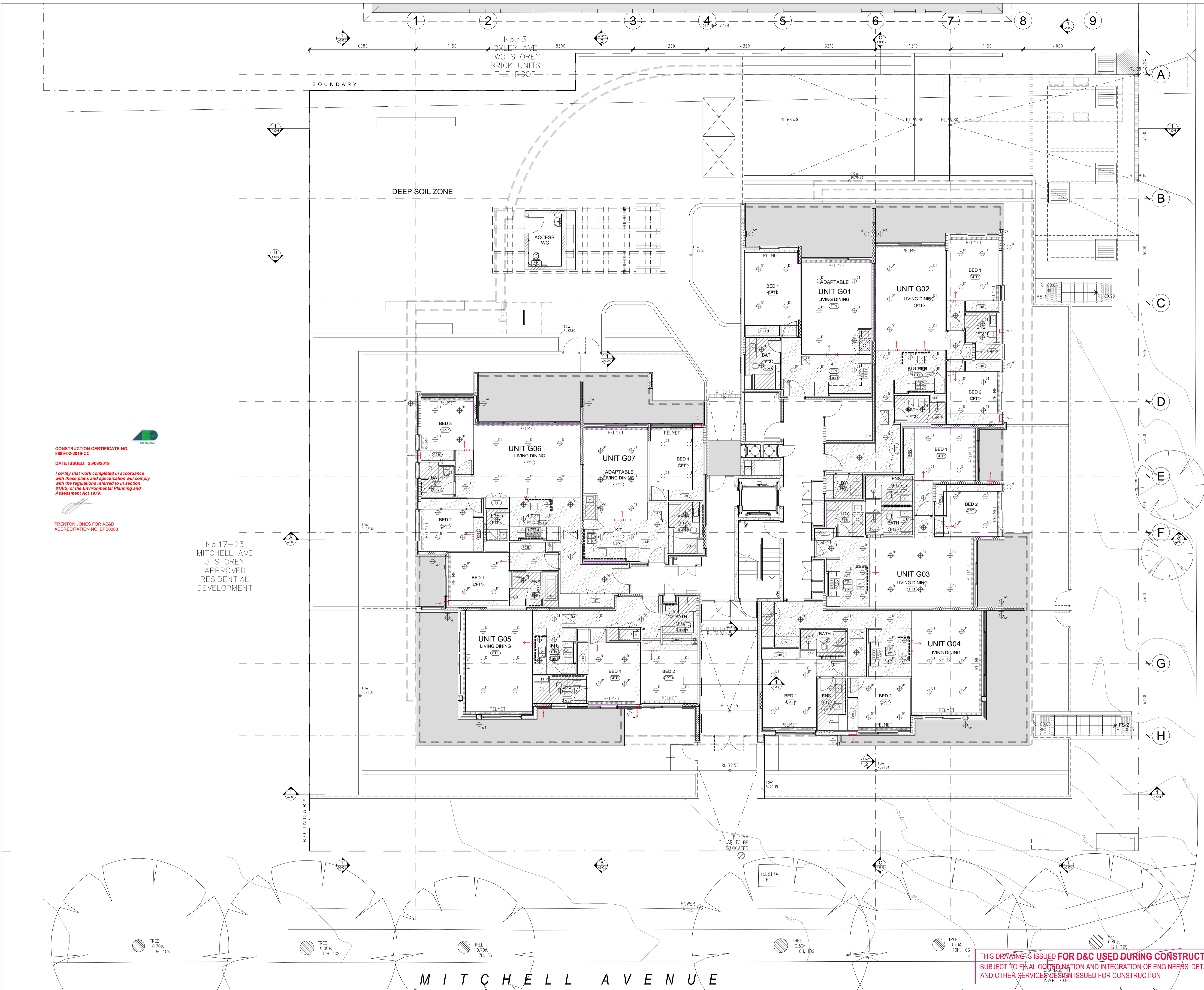
JANUARY 2019

DRAWING TITLE:
WALL SETOUT LEVEL 4 PLAN

THIS DRAWING IS ISSUED FOR D&C USED DURING CONSTRUCTION
SUBJECT TO FINAL COORDINATION AND INTEGRATION OF ENGINEERS' DETAILS
AND OTHER SERVICES DESIGN ISSUED FOR CONSTRUCTION

SCALE: 1:100 @ A1 / 1:200 @ A3	DRAWING NO: A1205	ISSUE: 1
PROJECT NO: 1747		

M I T C H E L L A V E N U E



- GENERAL NOTES:**
- All work to comply with Building Code of Australia, requirements of relevant Statutory Authorities / Local Government & relevant Australian Building Standards
 - Contractor to verify all dimensions on site before commencing work - should a discrepancy be identified please confirm with Architect prior to proceeding (DO NOT SCALE FROM DRAWINGS)
 - Copyright of design shown herein is retained by this office and authority is required for any reproduction
 - When proprietary products are referred to, install in accordance with the manufacturers written instructions
 - Architectural Plans to be read in conjunction with consultant's drawings, specifications & reports
 - Area schedules supplied are approximate only - future allowance for vertical service ducts, structural wall systems and consultant input will be required
 - Setback lines shown as per DA drawings and council requirements. Do not use for setback
 - Drawings for D&C used during CONSTRUCTION subject to receiving final confirmation and drawings from services contractors
- LEGEND:**
- | | | | |
|-----|-----------------------------------|-----|-----------------------------------|
| AW | AWNING | MB | MAILBOX TO FUTURE DETAIL |
| BS | BATTEN SCREEN | MV | MECHANICAL RISER TO FUTURE DETAIL |
| CL | WALL MOUNTED FOLDING CLOTHES LINE | OP | OPAQUE WINDOW |
| CU | A/C CONDENSER UNITS | PB | PRE-FABRICATED PLANTERBOX |
| FH | FIRE HYDRANT | PS | SLIDING PRIVACY SCREEN |
| FHR | FIRE HOSE REEL | R | RECYCLING BIN |
| FS | FIRE STAIRS | RCL | RETRACTABLE CLOTHES LINE |
| G | GARBAGE BIN | SK | SKY LIGHT |
| GC | GARBAGE CHUTE | ST | STORAGE |
| HL | HIGHLIGHT WINDOW | | |
| MA | ROOF HATCH ACCESS | | |

- DOOR / WINDOW LEGEND:**
- DOOR TYPE NO. **D 00** WINDOW NO. **W 00**
- REFER A6000 DRAWINGS SERIES - DOOR & WINDOW SCHEDULES FOR DETAILS

- RCP LEGEND**
- BEDROOM & LIVING AREAS
 - 3mm PLASTERBOARD LINING
 - 01 210mm ABOVE PFL UNDO
 - BULKHEADS
 - 3mm PLASTERBOARD LINING
 - 01 210mm ABOVE PFL UNDO
 - WET AREAS
 - 5mm MOISTURE RESISTANT PLASTERBOARD LINING
 - 01 210mm ABOVE PFL UNDO
 - PELMET
 - 5mm MOISTURE RESISTANT PLASTERBOARD LINING
 - 01 210mm ABOVE PFL UNDO
 - PAINT FINISH TO MATCH CEILING
 - BALCONY SOFFIT
 - COMPOSITE TIMBER PANEL TO FINISHES SCHEDULE
 - SKIM COAT RENDER TO FINISHES SCHEDULE
 - CLEAR HEIGHT ZONE
 - REFER TO PLANS FOR MM HEIGHTS
 - DRIP GROOVE
 - A/C GRILLE TO MECHANICAL ENGINEER'S DETAILS
 - AIR INTAKE AND DISCHARGE GRILLE TO MECHANICAL ENGINEER'S DETAILS
 - DOWN LIGHT & WALL MOUNT LIGHT TO SPECIFICATIONS
 - LED STRIP LIGHTING TO SPECIFICATIONS
 - AC UNIT ACCESS PANEL TO MECHANICAL ENGINEER'S DETAILS
 - RETURN AIR GRILLE TO MECHANICAL ENGINEER'S DETAILS

- RCP NOTES**
- ALL CEILING HEIGHTS ARE NOMINAL AND SUBJECT TO CO-ORDINATION WITH SERVICES ON SITE DURING CONSTRUCTION
 - CEILING HEIGHT IN LIVING AREAS & BEDROOM ARE TO BE MAXIMISED WHERE POSSIBLE
 - ALL STRUCTURAL BEAMS AND SETDOWN PROFILES ARE TO BE VERIFIED AND CO-ORDINATED WITH STRUCTURAL ENGINEER
 - LIGHTING LAYOUTS ARE INDICATIVE OF DESIGN INTENT. BUILDER TO CO-ORDINATE WITH ELECTRICAL / LIGHTING ENGINEER TO ENSURE SPECIFICATIONS ARE IN COMPLIANCE WITH BASIX, RELEVANT STANDARDS AND CODES
 - ALL CEILINGS ARE TO BE PLASTERBOARD AND PAINT FINISH UNO
 - ALL BALCONY SOFFITS ARE TO BE SKIMCOAT AND PAINT FINISH UNO
 - REFER RELEVANT REPORTS, CODES AND STANDARDS FOR ACOUSTIC AND THERMAL REQUIREMENTS
 - VENTILATION TO LIFT / LIFT SHAFT TO COMPLY WITH AS1735 AND LIFT MANUFACTURER'S SPECIFICATIONS
 - PROVIDE FRL TO MECHANICAL AND ELECTRICAL SERVICES AS REQUIRED BY CODE
 - ALL VENTS IN EXTERNAL WALL ARE TO BE ACOUSTICALLY TREATED IN ACCORDANCE WITH ACOUSTIC REPORT

ISSUE	DATE	DESCRIPTION
1	07.06.2019	ISSUED FOR D&C USED DURING CONSTRUCTION
A	12.04.2019	ISSUED FOR REVIEW



CLIENT: **LORDS GROUP**
 P - 02 9191 0622
 Level 7/80 George St, Parramatta NSW 2150

ARCHITECT: **PBD ARCHITECTS**
 ABN 36 147 035 550
 P - 02 9698 8140 E - info@pbdarchitects.com.au W - www.pbdarchitects.com.au
 Level 2, 52 Albion Street, Surry Hills NSW 2010

PROJECT: **11-15 MITCHELL AVENUE, JANNALI**

JANUARY 2019

DRAWING TITLE: **RCP GROUND FLOOR**

SCALE: 1:100 @ A1 / 1:200 @ A3	DRAWING NO: A1303	ISSUE: 1
PROJECT NO: 1747		

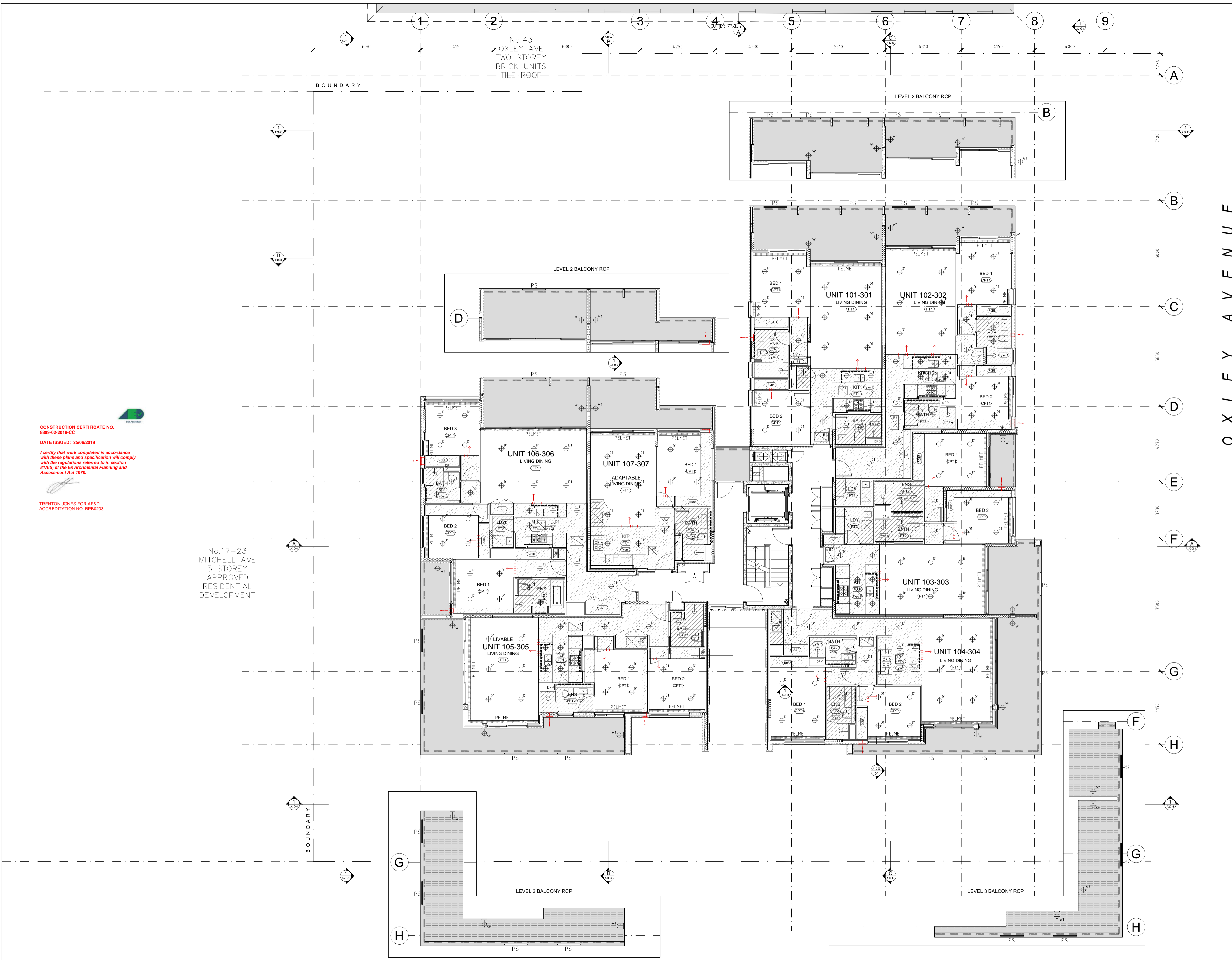
THIS DRAWING IS ISSUED FOR D&C USED DURING CONSTRUCTION
 SUBJECT TO FINAL COORDINATION AND INTEGRATION OF ENGINEERS' DETAILS
 AND OTHER SERVICES DESIGN ISSUED FOR CONSTRUCTION

CONSTRUCTION CERTIFICATE NO. 8899-02-2019-CC
 DATE ISSUED: 25/06/2019

I certify that work completed in accordance with these plans and specification will comply with the regulations referred to in section 614(3) of the Environmental Planning and Assessment Act 1979.

TRENTON JONES FOR AE&D
 ACCREDITATION NO. BFB0203

No.17-23 MITCHELL AVE
 5 STOREY APPROVED RESIDENTIAL DEVELOPMENT



- GENERAL NOTES:**
- All work to comply with Building Code of Australia, requirements of relevant Statutory Authorities / Local Government & relevant Australian Building Standards
 - Contractor to verify all dimensions on site before commencing work - should a discrepancy be identified please confirm with Architect prior to proceeding (DO NOT SCALE FROM DRAWINGS)
 - Copyright of design shown hereon is retained by this office and authority is required for any reproduction
 - When proprietary products are referred to, install in accordance with the manufacturers written instructions
 - Architectural Plans to be read in conjunction with consultant's drawings, specifications & reports
 - Area schedules supplied are approximate only - future allowance for vertical service ducts, structural wall systems and consultant input will be required
 - Setback lines shown as per DA drawings and council requirements. Do not use for setout
 - Drawings for D&C used during CONSTRUCTION subject to receiving final confirmation and drawings from services contractors
- LEGEND:**
- | | | | |
|-----|-----------------------------------|-----|-----------------------------------|
| AW | AWNING | MB | MAILBOX TO FUTURE DETAIL |
| BS | BATTEN SCREEN | MV | MECHANICAL RISER TO FUTURE DETAIL |
| CL | WALL MOUNTED FOLDING CLOTHES LINE | OP | OPAQUE WINDOW |
| CU | A/C CONDENSER UNITS | PB | PRE-FABRICATED PLANTERBOX |
| FH | FIRE HYDRANT | PS | SLIDING PRIVACY SCREEN |
| FHR | FIRE HOSE REEL | R | RECYCLING BIN |
| FS | FIRE STAIRS ABOVE FFL UNO | RCL | RETRACTABLE CLOTHES LINE |
| G | GARBAGE BIN | SK | SKY LIGHT |
| GC | GARBAGE CHUTE | ST | STORAGE |
| HL | HIGHLIGHT WINDOW | | |
| MA | ROOF HATCH ACCESS | | |

- DOOR / WINDOW LEGEND:**
- DOOR TYPE NO. WINDOW NO.
- REFER A6000 DRAWINGS SERIES - DOOR & WINDOW SCHEDULES FOR DETAILS

- RCP LEGEND**
- BEDROOM & LIVING AREAS
 - 3mm PLASTERBOARD LINING
 - 01 20mm ABOVE FFL UNO
 - BULKHEADS
 - 3mm PLASTERBOARD LINING
 - 01 20mm ABOVE FFL UNO
 - WET AREAS
 - 5mm MOISTURE RESISTANT PLASTERBOARD LINING
 - 01 20mm ABOVE FFL UNO
 - PELMET
 - 5mm MDF FIXED TO U/S SLAB
 - PAIN'T FINISH TO MATCH CEILING
 - BALCONY SOFFIT
 - COMPOSITE TIMBER PANEL TO FINISHES SCHEDULE
 - BALCONY SKIN
 - SKIN COAT RENDER TO FINISHES SCHEDULE
 - CLEAR HEIGHT ZONE
 - REFER TO PLANS FOR MM HEIGHTS
 - DRIP GROOVE
 - A/C GRILLE TO MECHANICAL ENGINEER'S DETAILS
 - AIR INTAKE AND DISCHARGE GRILLE TO MECHANICAL ENGINEER'S DETAILS
 - DOWN LIGHT & WALL MOUNT LIGHT TO SPECIFICATIONS
 - LED STRIP LIGHTING TO SPECIFICATIONS
 - AC UNIT ACCESS PANEL TO MECHANICAL ENGINEER'S DETAILS
 - RETURN AIR GRILLE TO MECHANICAL ENGINEER'S DETAILS

- RCP NOTES**
- ALL CEILING HEIGHTS ARE NOMINAL AND SUBJECT TO CO-ORDINATION WITH SERVICES ON SITE DURING CONSTRUCTION
 - CEILING HEIGHT IN LIVING AREAS & BEDROOM ARE TO BE MAXIMISED WHERE POSSIBLE
 - ALL STRUCTURAL BEAMS AND SETDOWN PROFILES ARE TO BE VERIFIED AND CO-ORDINATED WITH STRUCTURAL ENGINEER
 - LIGHTING LAYOUTS ARE INDICATIVE OF DESIGN INTENT. BUILDER TO CO-ORDINATE WITH ELECTRICAL / LIGHTING ENGINEER TO ENSURE SPECIFICATIONS ARE IN COMPLIANCE WITH BASIC, RELEVANT STANDARDS AND CODES
 - ALL CEILINGS ARE TO BE PLASTERBOARD AND PAINT FINISH UNO
 - ALL BALCONY SOFFITS ARE TO BE SKIN COAT AND PAINT FINISH UNO
 - REFER RELEVANT REPORTS, CODES AND STANDARDS FOR ACOUSTIC AND THERMAL REQUIREMENTS
 - VENTILATION TO LIFT / LIFT SHAFT TO COMPLY WITH AS1735 AND LIFT MANUFACTURER'S SPECIFICATIONS
 - PROVIDE FRL TO MECHANICAL AND ELECTRICAL SERVICES AS REQUIRED BY CODE
 - ALL VENTS IN EXTERNAL WALL ARE TO BE ACOUSTICALLY TREATED IN ACCORDANCE WITH ACOUSTIC REPORT

ISSUE	DATE	DESCRIPTION
1	07.06.2019	ISSUED FOR D&C USED DURING CONSTRUCTION
A	12.04.2019	ISSUED FOR REVIEW



CLIENT: **LORDS GROUP**
 P - 02 9191 0622
 Level 7/80 George St, Parramatta NSW 2150

ARCHITECT: **PBD ARCHITECTS**
 ABN 36 147 035 550
 P - 02 9698 8140 E - info@pbdarchitects.com.au W - www.pbdarchitects.com.au
 Level 2, 52 Albion Street, Surry Hills NSW 2010

PROJECT: **11-15 MITCHELL AVENUE, JANNALI**

ISSUE: **JANUARY 2019**

DRAWING TITLE: **RCP LEVEL 1-3**

SCALE: 1:100 @ A1 / 1:200 @ A3	DRAWING NO: A1304	ISSUE: 1
PROJECT NO: 1747		

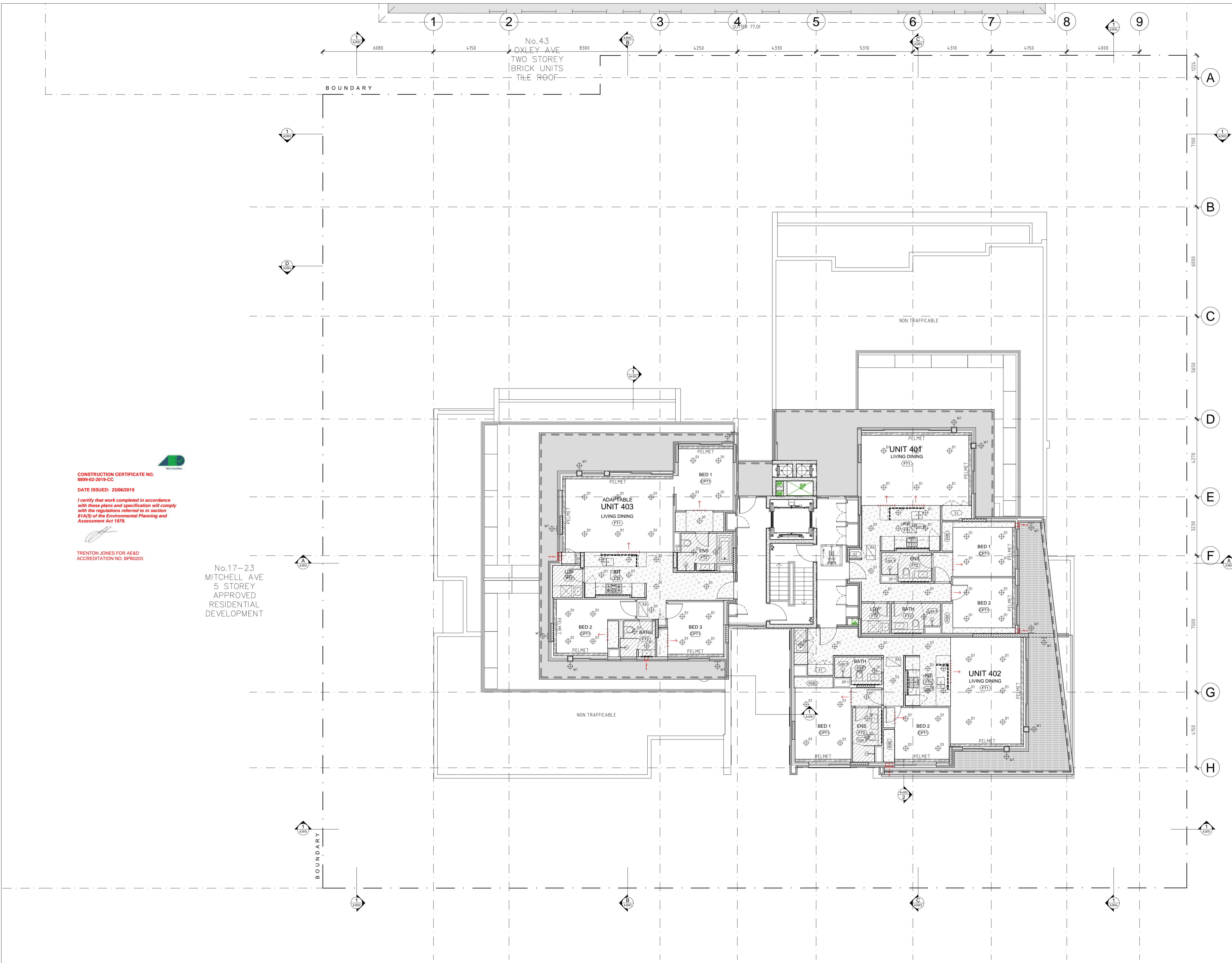
THIS DRAWING IS ISSUED FOR D&C USED DURING CONSTRUCTION SUBJECT TO FINAL COORDINATION AND INTEGRATION OF ENGINEERS' DETAILS AND OTHER SERVICES DESIGN ISSUED FOR CONSTRUCTION

CONSTRUCTION CERTIFICATE NO. 8999-02-2019-CC
 DATE ISSUED: 25/06/2019

I certify that work completed in accordance with these plans and specification will comply with the regulations referred to in section 81A(5) of the Environmental Planning and Assessment Act 1979.

TRENTON JONES FOR A&E ACCREDITATION NO. BFP0203

No.17-23 MITCHELL AVE
 5 STOREY APPROVED RESIDENTIAL DEVELOPMENT



- GENERAL NOTES:**
- All work to comply with Building Code of Australia, requirements of relevant Statutory Authorities / Local Government & relevant Australian Building Standards
 - Contractor to verify all dimensions on site before commencing work - should a discrepancy be identified please confirm with Architect prior to proceeding (DO NOT SCALE FROM DRAWINGS)
 - Copyright of design shown hereon is retained by this office and authority is required for any reproduction
 - When proprietary products are referred to, install in accordance with the manufacturers written instructions
 - Architectural Plans to be read in conjunction with consultant's drawings, specifications & reports
 - Area schedules supplied are approximate only - future allowance for vertical service ducts, structural wall systems and consultant input will be required
 - Setback lines shown as per DA drawings and council requirements. Do not use for setout
 - Drawings for D&C used during CONSTRUCTION subject to receiving final confirmation and drawings from services contractors
- LEGEND:**
- | | | | |
|-----|-----------------------------------|-----|-----------------------------------|
| AW | AWNING | MB | MAILBOX TO FUTURE DETAIL |
| BS | BATTEN SCREEN | MV | MECHANICAL RISER TO FUTURE DETAIL |
| CL | WALL MOUNTED FOLDING CLOTHES LINE | OP | OPAQUE WINDOW |
| CU | A/C CONDENSER UNITS | PB | PRE-FABRICATED PLANTERBOX |
| FH | FIRE HYDRANT | PS | SLIDING PRIVACY SCREEN |
| FHR | FIRE HOSE REEL | R | RECYCLING BIN |
| FS | FIRE STAIRS | RCL | RETRACTABLE CLOTHES LINE |
| G | GARBAGE BIN | SK | SKY LIGHT |
| GC | GARBAGE CHUTE | ST | STORAGE |
| HL | HIGHLIGHT WINDOW | | |
| MA | ROOF HATCH ACCESS | | |

- DOOR / WINDOW LEGEND:**
- DOOR TYPE NO. WINDOW NO.
- REFER A6000 DRAWINGS SERIES - DOOR & WINDOW SCHEDULES FOR DETAILS

- RCP LEGEND**
- BEDROOM & LIVING AREAS
 - 3mm PLASTERBOARD LINING
 - 01 20mm ABOVE FFL UNO
 - BULKHEADS
 - 3mm PLASTERBOARD LINING
 - 01 20mm ABOVE FFL UNO
 - WET AREAS
 - 3mm MOISTURE RESISTANT PLASTERBOARD LINING
 - 01 20mm ABOVE FFL UNO
 - PELMET
 - 3mm MDF FIXED TO U/S SLAB
 - PAIN'T FINISH TO MATCH CEILING
 - BALCONY SOFFIT
 - COMPOSITE TIMBER PANEL TO FINISHES SCHEDULE
 - BALCONY SOFFIT
 - SKIM COAT RENDER TO FINISHES SCHEDULE
 - CLEAR HEIGHT ZONE
 - REFER TO PLANS FOR MM HEIGHTS
 - DRIP GROOVE
 - A/C GRILLE TO MECHANICAL ENGINEER'S DETAILS
 - AIR INTAKE AND DISCHARGE GRILLE TO MECHANICAL ENGINEER'S DETAILS
 - DOWN LIGHT & WALL MOUNT LIGHT TO SPECIFICATIONS
 - LED STRIP LIGHTING TO SPECIFICATIONS
 - AC UNIT ACCESS PANEL TO MECHANICAL ENGINEER'S DETAILS
 - RETURN AIR GRILLE TO MECHANICAL ENGINEER'S DETAILS

- RCP NOTES**
- ALL CEILING HEIGHTS ARE NOMINAL AND SUBJECT TO CO-ORDINATION WITH SERVICES ON SITE DURING CONSTRUCTION
 - CEILING HEIGHT IN LIVING AREAS & BEDROOM ARE TO BE MAXIMISED WHERE POSSIBLE
 - ALL STRUCTURAL BEAMS AND SETDOWN PROFILES ARE TO BE VERIFIED AND CO-ORDINATED WITH STRUCTURAL ENGINEER
 - LIGHTING LAYOUTS ARE INDICATIVE OF DESIGN INTENT. BUILDER TO CO-ORDINATE WITH ELECTRICAL / LIGHTING ENGINEER TO ENSURE SPECIFICATIONS ARE IN COMPLIANCE WITH BASIX, RELEVANT STANDARDS AND CODES
 - ALL CEILINGS ARE TO BE PLASTERBOARD AND PAINT FINISH UNO
 - ALL BALCONY SOFFITS ARE TO BE SKIMCOAT AND PAINT FINISH UNO
 - REFER RELEVANT REPORTS, CODES AND STANDARDS FOR ACOUSTIC AND THERMAL REQUIREMENTS
 - VENTILATION TO LIFT / LIFT SHAFT TO COMPLY WITH AS1735 AND LIFT MANUFACTURER'S SPECIFICATIONS
 - PROVIDE FRL TO MECHANICAL AND ELECTRICAL SERVICES AS REQUIRED BY CODE
 - ALL VENTS IN EXTERNAL WALL ARE TO BE ACOUSTICALLY TREATED IN ACCORDANCE WITH ACOUSTIC REPORT

ISSUE	DATE	DESCRIPTION
1	07.06.2019	ISSUED FOR D&C USED DURING CONSTRUCTION
A	12.04.2019	ISSUED FOR REVIEW



CLIENT:
LORDS GROUP
P - 02 9191 0622
Level 7/80 George St, Parramatta NSW 2150

ARCHITECT:
PBD ARCHITECTS
ABN 36 147 035 650
P - 02 9698 8140 E - info@pbdarchitects.com.au W - www.pbdarchitects.com.au
Level 2, 52 Albion Street, Surry Hills NSW 2010

PROJECT:
11-15 MITCHELL AVENUE, JANNALI

ISSUE:
JANUARY 2019

DRAWING TITLE:
RCP LEVEL 4

SCALE: 1:100 @ A1 / 1:200 @ A3	DRAWING NO: A1305	ISSUE: 1
PROJECT NO: 1747		

THIS DRAWING IS ISSUED FOR D&C USED DURING CONSTRUCTION
SUBJECT TO FINAL COORDINATION AND INTEGRATION OF ENGINEERS' DETAILS AND OTHER SERVICES DESIGN SET FOR CONSTRUCTION

M I T C H E L L A V E N U E



- GENERAL NOTES:**
- All work to comply with Building Code of Australia, requirements of relevant Statutory Authorities / Local Government & relevant Australian Building Standards
 - Contractor to verify all dimensions on site before commencing work - should a discrepancy be identified please confirm with Architect prior to proceeding (DO NOT SCALE FROM DRAWINGS)
 - Copyright of design shown hereon is retained by this office and authority is required for any reproduction
 - When proprietary products are referred to, install in accordance with the manufacturers written instructions
 - Architectural Plans to be read in conjunction with consultant's drawings, specifications & reports
 - Area schedules supplied are approximate only - future allowance for vertical service ducts, structural wall systems and consultant input will be required
 - Setback lines shown as per DA drawings and council requirements. Do not use for setout
 - Drawings for D&C used during CONSTRUCTION subject to receiving final confirmation and drawings from services contractors

LEGEND:

AW	AWNING	MB	MAILBOX TO FUTURE DETAIL
BS	BATTEN SCREEN	MV	MECHANICAL RISER TO FUTURE DETAIL
CL	WALL MOUNTED FOLDING CLOTHES LINE	OP	OPAGUE WINDOW
CU	A/C CONDENSER UNITS	PB	PRE-FABRICATED PLANTERBOX
FH	FIRE HYDRANT	PS	SLIDING PRIVACY SCREEN
FHR	FIRE HOSE REEL	R	RECYCLING BIN
FS	FIRE STAIRS	RCL	RETRACTABLE CLOTHES LINE
G	GARBAGE BIN	SK	SKY LIGHT
GC	GARBAGE CHUTE	ST	STORAGE
HL	HIGHLIGHT WINDOW		
MA	ROOF HATCH ACCESS		

DOOR / WINDOW LEGEND:

DOOR TYPE NO. WINDOW NO.

- REFER A6000 DRAWINGS SERIES - DOOR & WINDOW SCHEDULES FOR DETAILS

CONSTRUCTION CERTIFICATE NO.
8899-02-2019-CC
DATE ISSUED: 25/06/2019

I certify that work completed in accordance with these plans and specification will comply with the regulations referred to in section 81A(5) of the Environmental Planning and Assessment Act 1979.

TRENTON JONES FOR A&A
ACCREDITATION NO. BPB0203

ISSUE	DATE	DESCRIPTION
1	07.06.2019	ISSUED FOR D&C USED DURING CONSTRUCTION
P1	05.02.2019	ISSUED FOR COORDINATION

PRELIMINARY

CLIENT: **LORDS GROUP**
P - 02 9191 0622
Level 7/80 George St, Parramatta NSW 2150

ARCHITECT: **PBD ARCHITECTS**
ABN 36 147 035 550
P - 02 9698 8140 E - info@pbdarchitects.com.au W - www.pbdarchitects.com.au
Level 2, 52 Albion Street, Surry Hills NSW 2010

PROJECT:
11-15 MITCHELL AVENUE, JANNALI

JANUARY 2019

DRAWING TITLE:
ELEVATION - SOUTH

SCALE: 1:100 @ A1 / 1:200 @ A3	DRAWING NO: A2001	ISSUE: 1
PROJECT NO: 1747	Harper Building Consultants Pty Ltd	

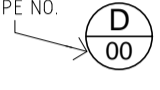
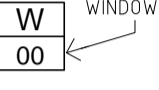
THIS DRAWING IS ISSUED FOR D&C USED DURING CONSTRUCTION
SUBJECT TO FINAL COORDINATION AND INTEGRATION OF ENGINEERS' DETAILS
AND OTHER SERVICES DESIGN ISSUED FOR CONSTRUCTION

- GENERAL NOTES:**
- All work to comply with Building Code of Australia, requirements of relevant Statutory Authorities / Local Government & relevant Australian Building Standards
 - Contractor to verify all dimensions on site before commencing work - should a discrepancy be identified please confirm with Architect prior to proceeding (DO NOT SCALE FROM DRAWINGS)
 - Copyright of design shown herein is retained by this office and authority is required for any reproduction
 - When proprietary products are referred to, install in accordance with the manufacturers written instructions
 - Architectural Plans to be read in conjunction with consultant's drawings, specifications & reports
 - Area schedules supplied are approximate only - future allowance for vertical service ducts, structural wall systems and consultant input will be required
 - Setback lines shown as per DA drawings and council requirements. Do not use for setback
 - Drawings for D&C used during CONSTRUCTION subject to receiving final confirmation and drawings from services contractors

LEGEND:

AW	AWNING	MB	MAILBOX TO FUTURE DETAIL
BS	BATTEN SCREEN	MV	MECHANICAL RISER TO FUTURE DETAIL
CL	WALL MOUNTED FOLDING CLOTHES LINE	OP	OPAQUE WINDOW
CU	A/C CONDENSER UNITS	PB	PRE-FABRICATED PLANTERBOX
FH	FIRE HYDRANT	PS	SLIDING PRIVACY SCREEN
FHR	FIRE HOSE REEL	R	RECYCLING BIN
FS	FIRE STAIRS	RCL	RETRACTABLE CLOTHES LINE
G	GARBAGE BIN	SK	SKY LIGHT
GC	GARBAGE CHUTE	ST	STORAGE
HL	HIGHLIGHT WINDOW		
MA	ROOF HATCH ACCESS		

DOOR / WINDOW LEGEND:

DOOR TYPE NO.  WINDOW NO. 

- REFER A6000 DRAWINGS SERIES - DOOR & WINDOW SCHEDULES FOR DETAILS



CONSTRUCTION CERTIFICATE NO.
8899-02-2019-CC

DATE ISSUED: 25/06/2019

I certify that work completed in accordance with these plans and specification will comply with the regulations referred to in section 81A(5) of the Environmental Planning and Assessment Act 1979.



TRENTON JONES FOR A&A
ACCREDITATION NO. BPB0203



ISSUE	DATE	DESCRIPTION
1	07.06.2019	ISSUED FOR D&C USED DURING CONSTRUCTION
P1	05.02.2019	ISSUED FOR COORDINATION

CLIENT:

 **LORDS GROUP**

P - 02 9191 0622
Level 7/80 George St, Parramatta NSW 2150

ARCHITECT:

 **PBD ARCHITECTS**

ABN 36 147 035 550
P - 02 9698 8140 E - info@pbdarchitects.com.au W - www.pbdarchitects.com.au
Level 2, 52 Albion Street, Surry Hills NSW 2010

PROJECT:

11-15 MITCHELL AVENUE, JANNALI

JANUARY 2019

DRAWING TITLE:

ELEVATION - WEST

THIS DRAWING IS ISSUED FOR D&C USED DURING CONSTRUCTION
SUBJECT TO FINAL COORDINATION AND INTEGRATION OF ENGINEERS' DETAILS
AND OTHER SERVICES DESIGN ISSUED FOR CONSTRUCTION

SCALE: 1:100 @ A1 / 1:200 @ A3	DRAWING NO.: A2002	ISSUE: 1
PROJECT NO.: 1747	Harper Building Consultants Pty Ltd	

- GENERAL NOTES:**
- All work to comply with Building Code of Australia, requirements of relevant Statutory Authorities / Local Government & relevant Australian Building Standards
 - Contractor to verify all dimensions on site before commencing work - should a discrepancy be identified please confirm with Architect prior to proceeding (DO NOT SCALE FROM DRAWINGS)
 - Copyright of design shown hereon is retained by this office and authority is required for any reproduction
 - When proprietary products are referred to, install in accordance with the manufacturers written instructions
 - Architectural Plans to be read in conjunction with consultant's drawings, specifications & reports
 - Area schedules supplied are approximate only - future allowance for vertical service ducts, structural wall systems and consultant input will be required
 - Setback lines shown as per DA drawings and council requirements. Do not use for setback
 - Drawings for D&C used during CONSTRUCTION subject to receiving final confirmation and drawings from services contractors

LEGEND:

AW	AWNING	MB	MAILBOX TO FUTURE DETAIL
BS	BATTEN SCREEN	MV	MECHANICAL RISER TO FUTURE DETAIL
CL	WALL MOUNTED FOLDING CLOTHES LINE	OP	OPAQUE WINDOW
CU	A/C CONDENSER UNITS	PB	PRE-FABRICATED PLANTERBOX
FH	FIRE HYDRANT	PS	SLIDING PRIVACY SCREEN
FHR	FIRE HOSE REEL	R	RECYCLING BIN
FS	FIRE STAIRS	RCL	RETRACTABLE CLOTHES LINE
G	GARBAGE BIN	SK	SKY LIGHT
GC	GARBAGE CHUTE	ST	STORAGE
HL	HIGHLIGHT WINDOW		
MA	ROOF HATCH ACCESS		

DOOR / WINDOW LEGEND:

DOOR TYPE NO. WINDOW NO.

REFER A6000 DRAWINGS SERIES - DOOR & WINDOW SCHEDULES FOR DETAILS

CONSTRUCTION CERTIFICATE NO.
8899-02-2019-CC
DATE ISSUED: 25/06/2019

I certify that work completed in accordance with these plans and specification will comply with the regulations referred to in section 81A(5) of the Environmental Planning and Assessment Act 1979.

TRENTON JONES FOR AEAD
ACCREDITATION NO. BPB0203

ISSUE	DATE	DESCRIPTION
1	07.06.2019	ISSUED FOR D&C USED DURING CONSTRUCTION
B	24.05.2019	AMENDED FENCE HEIGHT AS PER PCA COMMENTS
A	08.04.2019	ISSUED FOR REVIEW
P1	05.02.2019	ISSUED FOR COORDINATION

CLIENT: **LORDS GROUP**
P - 02 9191 0622
Level 7/80 George St, Parramatta NSW 2150

ARCHITECT: **PBD ARCHITECTS**
ABN 36 147 035 550
P - 02 9698 8140 E - info@pbdarchitects.com.au W - www.pbdarchitects.com.au
Level 2, 52 Albion Street, Surry Hills NSW 2010

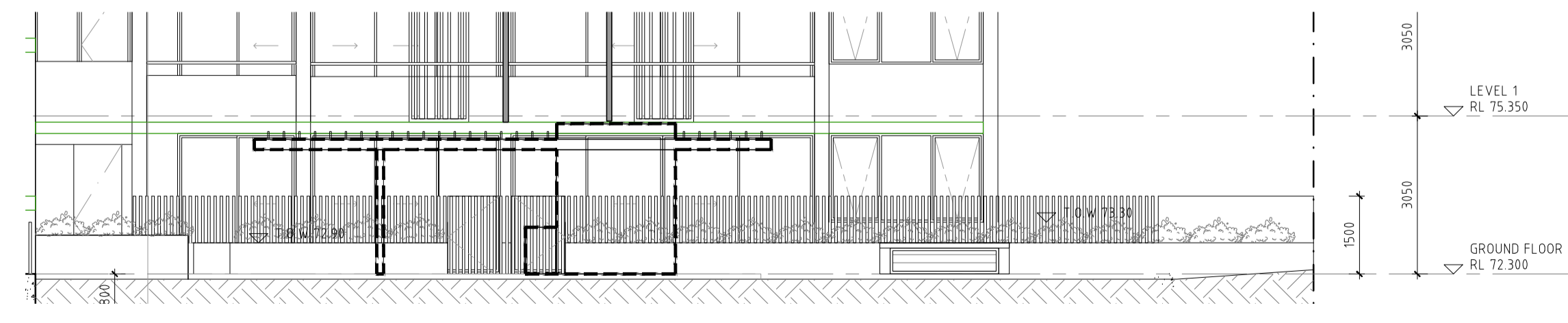
PROJECT: **11-15 MITCHELL AVENUE, JANNALI**
JANUARY 2019

DRAWING TITLE: **ELEVATION - NORTH**

SCALE: 1:100 @ A1 / 1:200 @ A3	DRAWING NO: A2003	ISSUE: 1
PROJECT NO: 1747	Harper Building Consultants Pty Ltd	



01 NORTH ELEVATION
SCALE 1:100 @ A1



01 NORTH ELEVATION - SHADE STRUCTURE
SCALE 1:100 @ A1

THIS DRAWING IS ISSUED FOR D&C USED DURING CONSTRUCTION SUBJECT TO FINAL COORDINATION AND INTEGRATION OF ENGINEERS' DETAILS AND OTHER SERVICES DESIGN ISSUED FOR CONSTRUCTION

BOUNDARY

BOUNDARY



43 OXLEY AVE

- GENERAL NOTES:**
- All work to comply with Building Code of Australia, requirements of relevant Statutory Authorities / Local Government & relevant Australian Building Standards.
 - Contractor to verify all dimensions on site before commencing work - should a discrepancy be identified please confirm with Architect prior to proceeding (DO NOT SCALE FROM DRAWINGS).
 - Copyright of design shown hereon is retained by this office and authority is required for any reproduction.
 - When proprietary products are referred to, install in accordance with the manufacturers written instructions.
 - Architectural Plans to be read in conjunction with consultant's drawings, specifications & reports.
 - Area schedules supplied are approximate only - future allowance for vertical service ducts, structural wall systems and consultant input will be required.
 - Setback lines shown as per DA drawings and council requirements. Do not use for setback.
 - Drawings for D&C used during CONSTRUCTION subject to receiving final confirmation and drawings from services contractors.

LEGEND:

AW	AWNING	MB	MAILBOX TO FUTURE DETAIL
BS	BATTEN SCREEN	MV	MECHANICAL RISER TO FUTURE DETAIL
CL	WALL MOUNTED FOLDING CLOTHES LINE	OP	OPAQUE WINDOW
CU	A/C CONDENSER UNITS	PB	PRE-FABRICATED PLANTERBOX
FH	FIRE HYDRANT	PS	SLIDING PRIVACY SCREEN
FHR	FIRE HOSE REEL	R	RECYCLING BIN
FS	FIRE STAIRS	RCL	RETRACTABLE CLOTHES LINE
G	GARBAGE BIN	SK	SKY LIGHT
GC	GARBAGE CHUTE	ST	STORAGE
HL	HIGHLIGHT WINDOW		
MA	ROOF HATCH ACCESS		

- DOOR / WINDOW LEGEND:**
- DOOR TYPE NO. WINDOW NO.
- REFER A6000 DRAWINGS SERIES - DOOR & WINDOW SCHEDULES FOR DETAILS

CONSTRUCTION CERTIFICATE NO.
8899-02-2019-CC
DATE ISSUED: 25/06/2019

I certify that work completed in accordance with these plans and specification will comply with the regulations referred to in section 81A(5) of the Environmental Planning and Assessment Act 1979.

TRENTON JONES FOR A&A
ACCREDITATION NO. BPB0203

ISSUE	DATE	DESCRIPTION
1	07.06.2019	ISSUED FOR D&C USED DURING CONSTRUCTION
P1	05.02.2019	ISSUE FOR COORDINATION

CLIENT: **LORDS GROUP**
P - 02 9191 0622
Level 7/80 George St, Parramatta NSW 2150

ARCHITECT: **PBD ARCHITECTS**
ABN 36 147 035 550
P - 02 9698 8140 E - info@pbdarchitects.com.au W - www.pbdarchitects.com.au
Level 2, 52 Albion Street, Surry Hills NSW 2010

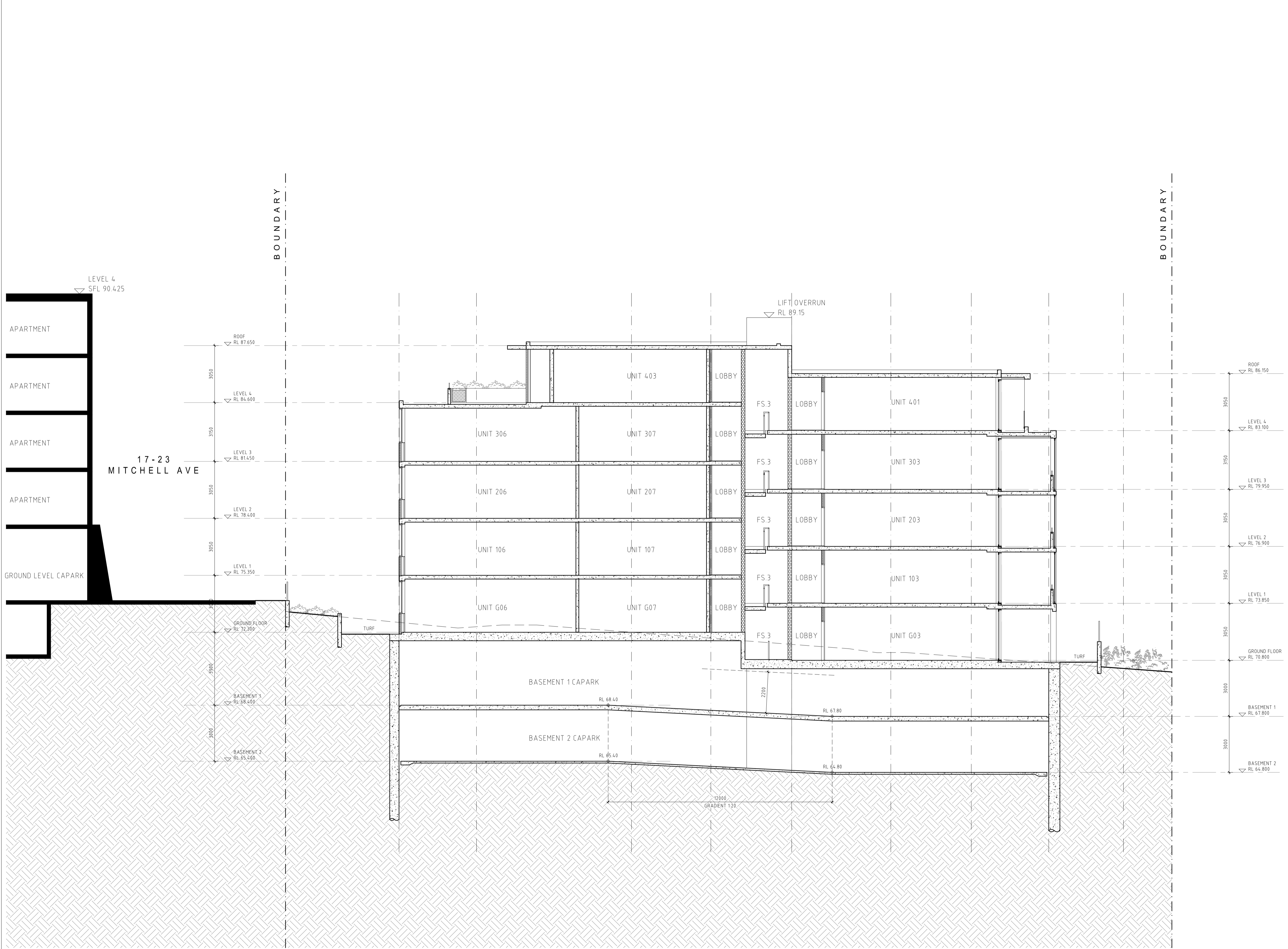
PROJECT:
11-15 MITCHELL AVENUE, JANNALI

JANUARY 2019

DRAWING TITLE:
ELEVATION - EAST

THIS DRAWING IS ISSUED FOR D&C USED DURING CONSTRUCTION
SUBJECT TO FINAL COORDINATION AND INTEGRATION OF ENGINEERS' DETAILS
AND OTHER SERVICES DESIGN ISSUED FOR CONSTRUCTION

SCALE: 1:100 @ A1 / 1:200 @ A3	DRAWING NO: A2004	ISSUE: 1
PROJECT NO: 1747		



- GENERAL NOTES:**
- All work to comply with Building Code of Australia, requirements of relevant Statutory Authorities / Local Government & relevant Australian Building Standards.
 - Contractor to verify all dimensions on site before commencing work - should a discrepancy be identified please confirm with Architect prior to proceeding (DO NOT SCALE FROM DRAWINGS).
 - Copyright of design shown hereon is retained by this office and authority is required for any reproduction.
 - When proprietary products are referred to, install in accordance with the manufacturers written instructions.
 - Architectural Plans to be read in conjunction with consultant's drawings, specifications & reports.
 - Area schedules supplied are approximate only - future allowance for vertical service ducts, structural wall systems and consultant input will be required.
 - Setback lines shown as per DA drawings and council requirements. Do not use for setback.
 - Drawings for D&C used during CONSTRUCTION subject to receiving final confirmation and drawings from services contractors.

LEGEND:

AW	AWNING	MB	MAILBOX TO FUTURE DETAIL
BS	BATTEN SCREEN	MV	MECHANICAL RISER TO FUTURE DETAIL
CL	WALL MOUNTED FOLDING CLOTHES LINE	OP	OPAQUE WINDOW
CU	A/C CONDENSER UNITS	PB	PRE-FABRICATED PLANTERBOX
FH	FIRE HYDRANT	PS	SLIDING PRIVACY SCREEN
FHR	FIRE HOSE REEL	R	RECYCLING BIN
FS	FIRE STAIRS	RCL	RETRACTABLE CLOTHES LINE
G	GARBAGE BIN	SK	SKY LIGHT
GC	GARBAGE CHUTE	ST	STORAGE
HL	HIGHLIGHT WINDOW		
MA	ROOF HATCH ACCESS		

DOOR / WINDOW LEGEND:

DOOR TYPE NO. WINDOW NO.

- REFER A6000 DRAWINGS SERIES - DOOR & WINDOW SCHEDULES FOR DETAILS

CONSTRUCTION CERTIFICATE NO.
8899-02-2019-CC
DATE ISSUED: 25/06/2019

I certify that work completed in accordance with these plans and specification will comply with the regulations referred to in section 81A(5) of the Environmental Planning and Assessment Act 1979.

TRENTON JONES FOR AEAD
ACCREDITATION NO. BPB0203

ISSUE	DATE	DESCRIPTION
1	07.06.2019	ISSUED FOR D&C USED DURING CONSTRUCTION
A	09.04.2019	ISSUED FOR REVIEW
P2	05.02.2019	ISSUED FOR COORDINATION
P1	18.01.2019	ISSUED FOR COORDINATION

CLIENT: **LORDS GROUP**
P - 02 9191 0622
Level 7/80 George St, Parramatta NSW 2150

ARCHITECT: **PBD ARCHITECTS**
ABN 36 147 035 550
P - 02 9698 8140 E - info@pbdarchitects.com.au W - www.pbdarchitects.com.au
Level 2, 52 Albion Street, Surry Hills NSW 2010

PROJECT:
11-15 MITCHELL AVENUE, JANNALI

JANUARY 2019

DRAWING TITLE:
SECTION AA

**THIS DRAWING IS ISSUED FOR D&C USED DURING CONSTRUCTION
SUBJECT TO FINAL COORDINATION AND INTEGRATION OF ENGINEERS' DETAILS
AND OTHER SERVICES DESIGN ISSUED FOR CONSTRUCTION**

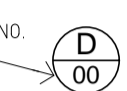
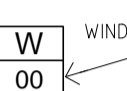
SCALE: 1:100 @ A1 / 1:200 @ A3	DRAWING NO: A3001	ISSUE: 1
PROJECT NO: 1747		

- GENERAL NOTES:**
- All work to comply with Building Code of Australia, requirements of relevant Statutory Authorities / Local Government & relevant Australian Building Standards.
 - Contractor to verify all dimensions on site before commencing work - should a discrepancy be identified please confirm with Architect prior to proceeding (DO NOT SCALE FROM DRAWINGS).
 - Copyright of design shown hereon is retained by this office and authority is required for any reproduction.
 - When proprietary products are referred to, install in accordance with the manufacturers written instructions.
 - Architectural Plans to be read in conjunction with consultant's drawings, specifications & reports.
 - Area schedules supplied are approximate only - future allowance for vertical service ducts, structural wall systems and consultant input will be required.
 - Setback lines shown as per DA drawings and council requirements. Do not use for setback drawings from services contractors.

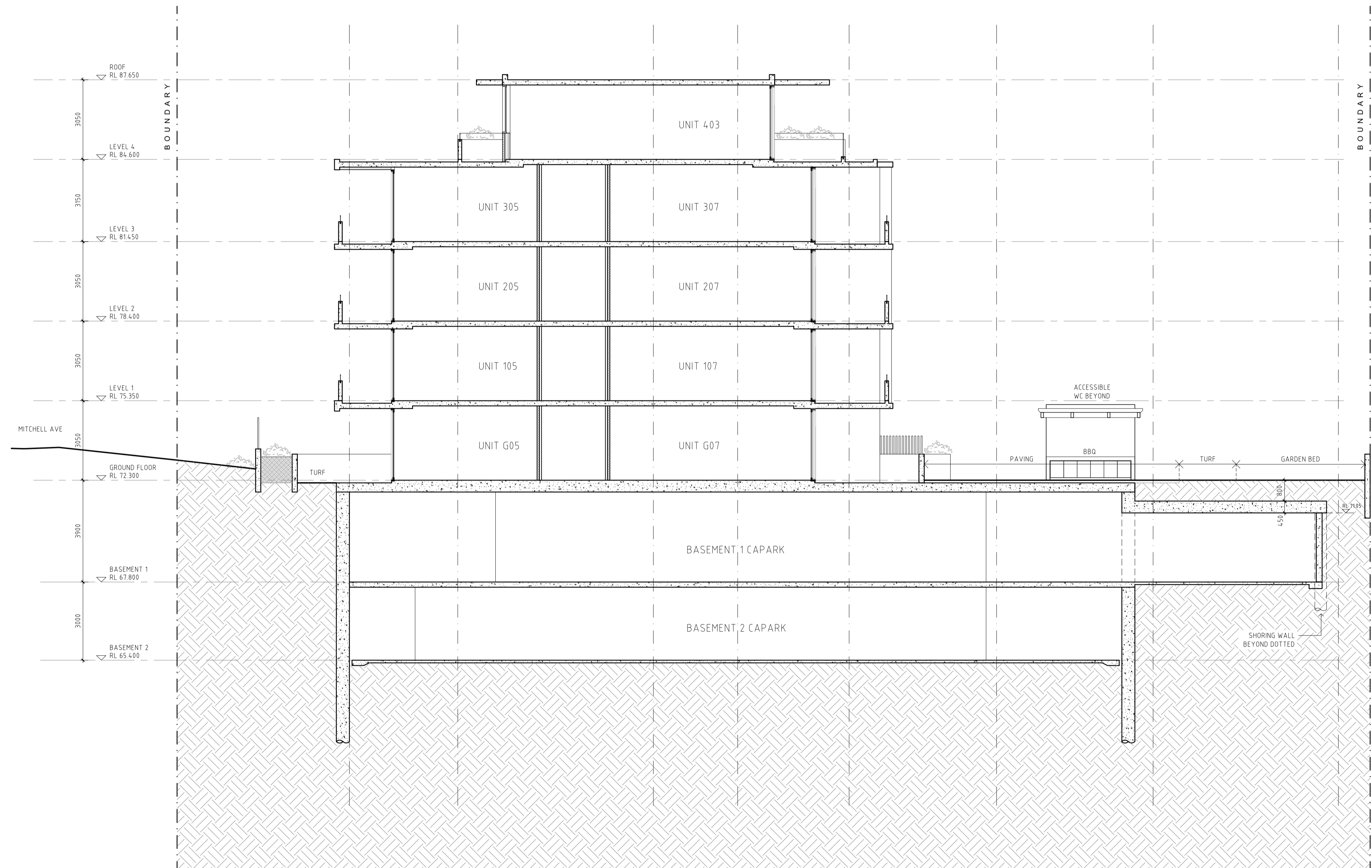
LEGEND:

AW	AWNING	MB	MAILBOX TO FUTURE DETAIL
BS	BATTEN SCREEN	MV	MECHANICAL RISER TO FUTURE DETAIL
CL	WALL MOUNTED FOLDING CLOTHES LINE	OP	OPAGUE WINDOW
CU	A/C CONDENSER UNITS	PB	PRE-FABRICATED PLANTERBOX
FH	FIRE HYDRANT	PS	SLIDING PRIVACY SCREEN
FHR	FIRE HOSE REEL	R	RECYCLING BIN
FS	FIRE STAIRS	RCL	RETRACTABLE CLOTHES LINE
G	GARBAGE BIN	SK	SKY LIGHT
GC	GARBAGE CHUTE	ST	STORAGE
HL	HIGHLIGHT WINDOW		
MA	ROOF HATCH ACCESS		

DOOR / WINDOW LEGEND:

DOOR TYPE NO.  WINDOW NO. 

- REFER A6000 DRAWINGS SERIES - DOOR & WINDOW SCHEDULES FOR DETAILS



CONSTRUCTION CERTIFICATE NO.
8899-02-2019-CC

DATE ISSUED: 25/06/2019

I certify that work completed in accordance with these plans and specification will comply with the regulations referred to in section 81A(5) of the Environmental Planning and Assessment Act 1979.

TRENTON JONES FOR A&D
ACCREDITATION NO. BPB0203

ISSUE	DATE	DESCRIPTION
1	07.06.2019	ISSUED FOR D&C USED DURING CONSTRUCTION
A	12.04.2019	ISSUED FOR REVIEW

CLIENT:

LORDS GROUP
P - 02 9191 0622
Level 7/80 George St, Parramatta NSW 2150

ARCHITECT:

PBD ARCHITECTS
ABN 36 147 035 550
P - 02 9698 8140 E - info@pbdarchitects.com.au W - www.pbdarchitects.com.au
Level 2, 52 Albion Street, Surry Hills NSW 2010

PROJECT:
11-15 MITCHELL AVENUE, JANNALI

JANUARY 2019

DRAWING TITLE:
SECTION BB

THIS DRAWING IS ISSUED FOR D&C USED DURING CONSTRUCTION
SUBJECT TO FINAL COORDINATION AND INTEGRATION OF ENGINEERS' DETAILS
AND OTHER SERVICES DESIGN ISSUED FOR CONSTRUCTION

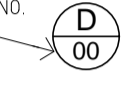
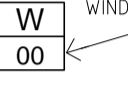
SCALE: 1:100 @ A1 / 1:200 @ A3	DRAWING NO.: A3003	ISSUE: 1
PROJECT NO.: 1747	Harper Building Consultants Pty Ltd	

- GENERAL NOTES:**
- All work to comply with Building Code of Australia, requirements of relevant Statutory Authorities / Local Government & relevant Australian Building Standards.
 - Contractor to verify all dimensions on site before commencing work - should a discrepancy be identified please confirm with Architect prior to proceeding (DO NOT SCALE FROM DRAWINGS).
 - Copyright of design shown hereon is retained by this office and authority is required for any reproduction.
 - When proprietary products are referred to, install in accordance with the manufacturers written instructions.
 - Architectural Plans to be read in conjunction with consultant's drawings, specifications & reports.
 - Area schedules supplied are approximate only - future allowance for vertical service ducts, structural wall systems and consultant input will be required.
 - Setback lines shown as per DA drawings and council requirements. Do not use for setback.
 - Drawings for D&C used during CONSTRUCTION subject to receiving final confirmation and drawings from services contractors.

LEGEND:

AW	AWNING	MB	MAILBOX TO FUTURE DETAIL
BS	BATTEN SCREEN	MV	MECHANICAL RISER TO FUTURE DETAIL
CL	WALL MOUNTED FOLDING CLOTHES LINE	OP	OPAQUE WINDOW
CU	A/C CONDENSER UNITS	PB	PRE-FABRICATED PLANTERBOX
FH	FIRE HYDRANT	PS	SLIDING PRIVACY SCREEN
FHR	FIRE HOSE REEL	R	RECYCLING BIN
FS	FIRE STAIRS	RCL	RETRACTABLE CLOTHES LINE
G	GARBAGE BIN	SK	SKY LIGHT
GC	GARBAGE CHUTE	ST	STORAGE
HL	HIGHLIGHT WINDOW		
MA	ROOF HATCH ACCESS		

DOOR / WINDOW LEGEND:

DOOR TYPE NO.  WINDOW NO. 

- REFER A6000 DRAWINGS SERIES - DOOR & WINDOW SCHEDULES FOR DETAILS

CONSTRUCTION CERTIFICATE NO.
8899-02-2019-CC
DATE ISSUED: 25/06/2019

I certify that work completed in accordance with these plans and specification will comply with the regulations referred to in section 81A(5) of the Environmental Planning and Assessment Act 1979.

TRENTON JONES FOR AEAD
ACCREDITATION NO. BPB0203

ISSUE	DATE	DESCRIPTION
P1	07.06.2019	ISSUED FOR D&C USED DURING CONSTRUCTION
P2	05.02.2019	ISSUE FOR COORDINATION
P1	18.01.2019	ISSUE FOR COORDINATION

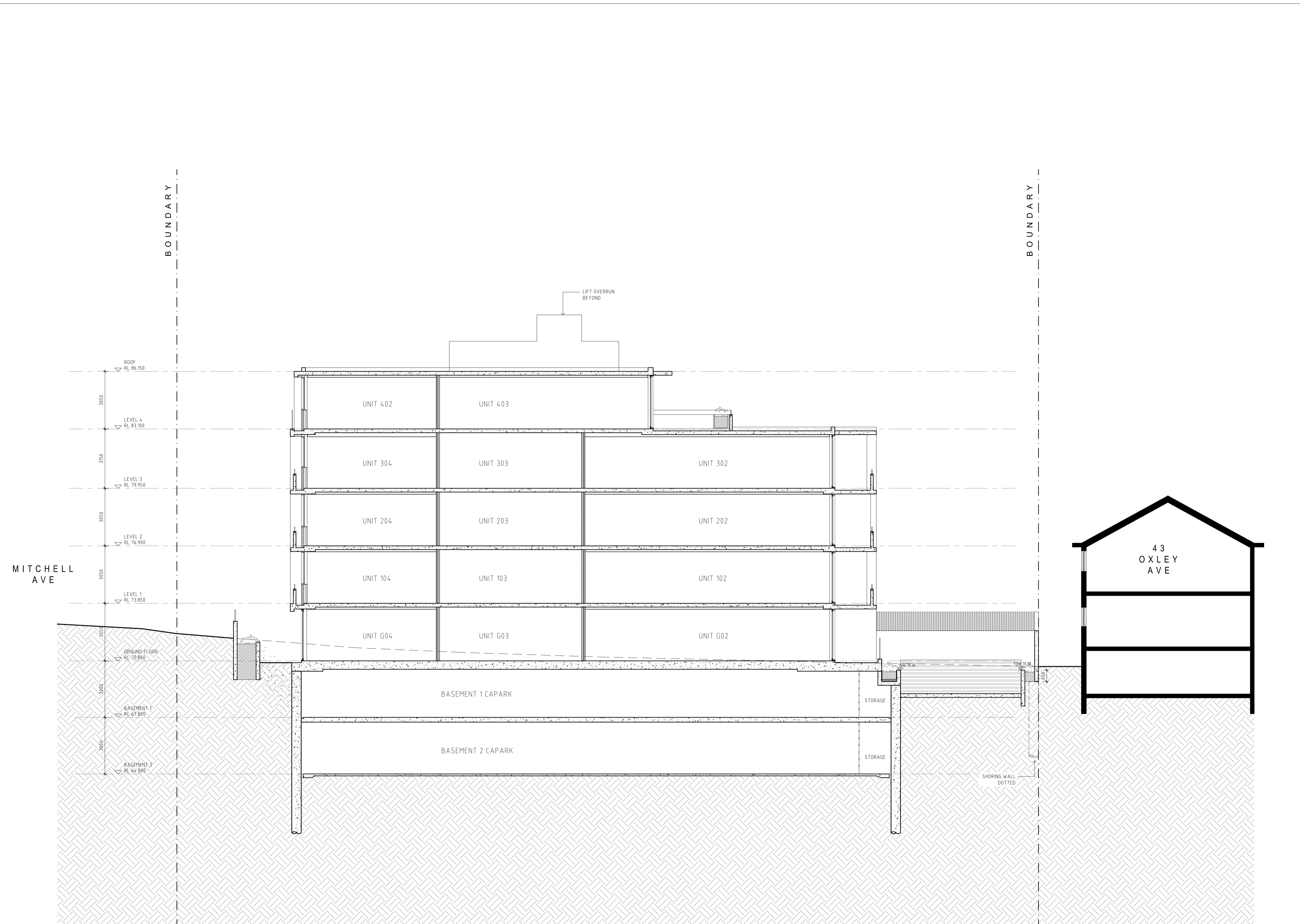
CLIENT:
LORDS GROUP
P - 02 9191 0622
Level 7/80 George St, Parramatta NSW 2150

ARCHITECT:
PBD ARCHITECTS
ABN 36 147 035 550
P - 02 9698 8140 E - info@pbdarchitects.com.au W - www.pbdarchitects.com.au
Level 2, 52 Albion Street, Surry Hills NSW 2010

PROJECT:
11-15 MITCHELL AVENUE, JANNALI
JANUARY 2019

DRAWING TITLE:
SECTION CC

SCALE: 1:100 @ A1 / 1:200 @ A3	DRAWING NO: A3002	ISSUE: 1
PROJECT NO: 1747	Harper Building Consultants Pty Ltd	



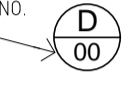
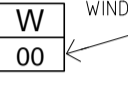
THIS DRAWING IS ISSUED FOR D&C USED DURING CONSTRUCTION
SUBJECT TO FINAL COORDINATION AND INTEGRATION OF ENGINEERS' DETAILS
AND OTHER SERVICES DESIGN ISSUED FOR CONSTRUCTION

- GENERAL NOTES:**
- All work to comply with Building Code of Australia, requirements of relevant Statutory Authorities / Local Government & relevant Australian Building Standards.
 - Contractor to verify all dimensions on site before commencing work - should a discrepancy be identified please confirm with Architect prior to proceeding (DO NOT SCALE FROM DRAWINGS).
 - Copyright of design shown hereon is retained by this office and authority is required for any reproduction.
 - When proprietary products are referred to, install in accordance with the manufacturers written instructions.
 - Architectural Plans to be read in conjunction with consultant's drawings, specifications & reports.
 - Area schedules supplied are approximate only - future allowance for vertical service ducts, structural wall systems and consultant input will be required.
 - Setback lines shown as per DA drawings and council requirements. Do not use for setback drawings from services contractors.

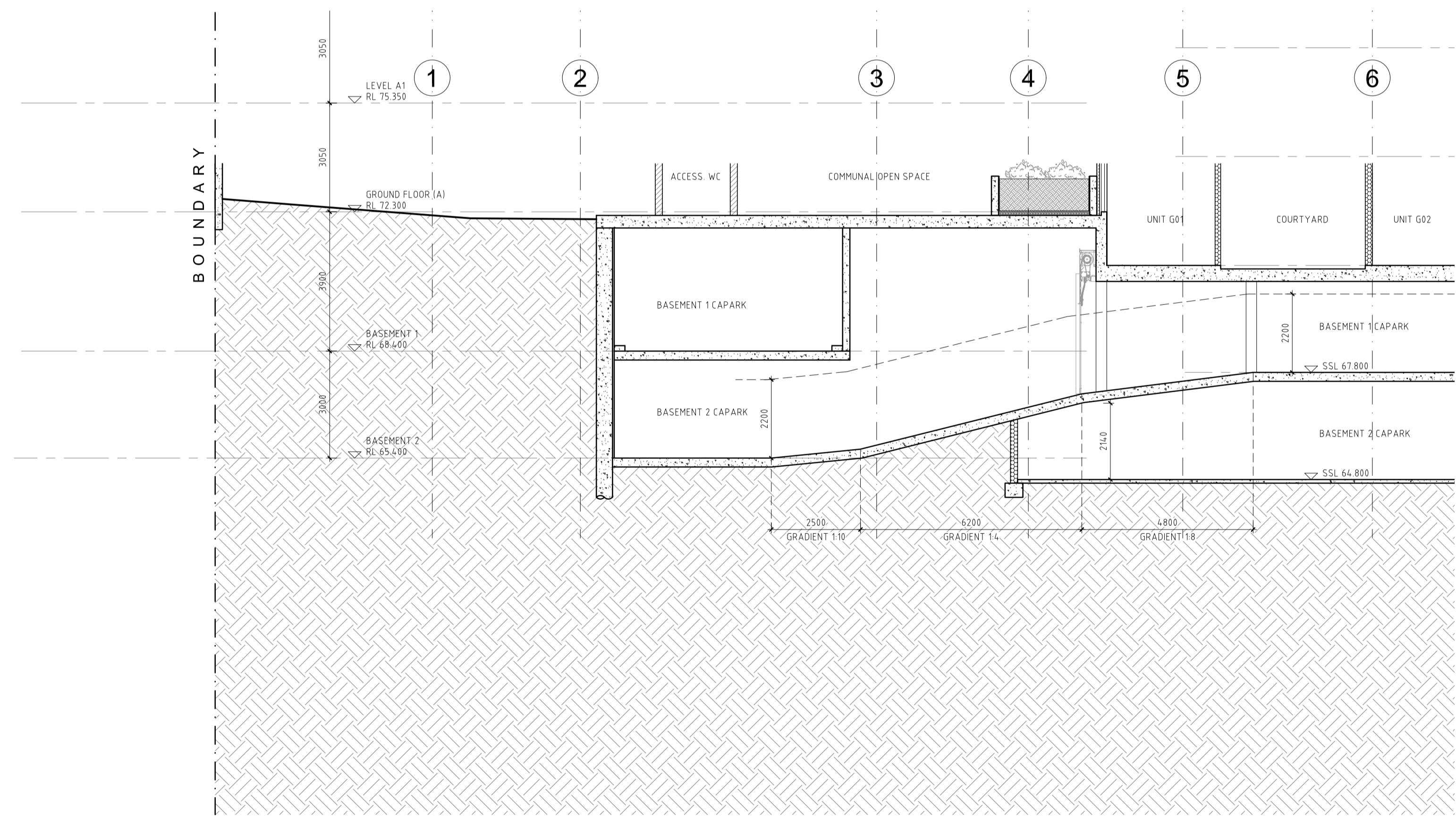
LEGEND:

AW	AWNING	MB	MAILBOX TO FUTURE DETAIL
BS	BATTEN SCREEN	MV	MECHANICAL RISER TO FUTURE DETAIL
CL	WALL MOUNTED FOLDING CLOTHES LINE	OP	OPAQUE WINDOW
CU	A/C CONDENSER UNITS	PB	PRE-FABRICATED PLANTERBOX
FH	FIRE HYDRANT	PS	SLIDING PRIVACY SCREEN
FHR	FIRE HOSE REEL	R	RECYCLING BIN
FS	FIRE STAIRS	RCL	RETRACTABLE CLOTHES LINE
G	GARBAGE BIN	SK	SKY LIGHT
GC	GARBAGE CHUTE	ST	STORAGE
HL	HIGHLIGHT WINDOW		
MA	ROOF HATCH ACCESS		

DOOR / WINDOW LEGEND:

DOOR TYPE NO.  WINDOW NO. 

- REFER A6000 DRAWINGS SERIES - DOOR & WINDOW SCHEDULES FOR DETAILS



CONSTRUCTION CERTIFICATE NO.
8899-02-2019-CC

DATE ISSUED: 25/06/2019

I certify that work completed in accordance with these plans and specification will comply with the regulations referred to in section 81A(5) of the Environmental Planning and Assessment Act 1979.

TRENTON JONES FOR AEAD
ACCREDITATION NO. BPB0203

ISSUE	DATE	DESCRIPTION
1	07.06.2019	ISSUED FOR D&C USED DURING CONSTRUCTION
P1	29.03.2019	ISSUED FOR COORDINATION

CLIENT:
LORDS GROUP
P - 02 9191 0622
Level 7/80 George St, Parramatta NSW 2150

ARCHITECT:
PBD ARCHITECTS
ABN 36 147 035 550
P - 02 9698 8140 E - info@pbdarchitects.com.au W - www.pbdarchitects.com.au
Level 2, 52 Albion Street, Surry Hills NSW 2010

PROJECT:
11-15 MITCHELL AVENUE, JANNALI

JANUARY 2019

DRAWING TITLE:
SECTION DD

THIS DRAWING IS ISSUED FOR D&C USED DURING CONSTRUCTION
SUBJECT TO FINAL COORDINATION AND INTEGRATION OF ENGINEERS' DETAILS
AND OTHER SERVICES DESIGN ISSUED FOR CONSTRUCTION

SCALE: 1:100 @ A1 / 1:200 @ A3	DRAWING NO.: A3004	ISSUE: 1
PROJECT NO.: 1747	Harper Building Consultants Pty Ltd	

- GENERAL NOTES:**
- All work to comply with Building Code of Australia, requirements of relevant Statutory Authorities / Local Government & relevant Australian Building Standards
 - Contractor to verify all dimensions on site before commencing work - should a discrepancy be identified please confirm with Architect prior to proceeding (DO NOT SCALE FROM DRAWINGS)
 - Copyright of design shown herein is retained by this office and authority is required for any reproduction
 - When proprietary products are referred to, install in accordance with the manufacturers written instructions
 - Architectural Plans to be read in conjunction with consultant's drawings, specifications & reports
 - Area schedules supplied are approximate only - future allowance for vertical service ducts, structural wall systems and consultant input will be required
 - Setback lines shown as per DA drawings and council requirements. Do not use for setback drawings from services contractors

- LEGEND:**
- | | | | |
|-----|-----------------------------------|-----|-----------------------------------|
| AW | AWNING | MB | MAILBOX TO FUTURE DETAIL |
| BS | BATTEN SCREEN | MV | MECHANICAL RISER TO FUTURE DETAIL |
| CL | WALL MOUNTED FOLDING CLOTHES LINE | OP | OPAQUE WINDOW |
| CU | A/C CONDENSER UNITS | PB | PRE-FABRICATED PLANTERBOX |
| FH | FIRE HYDRANT | PS | SLIDING PRIVACY SCREEN |
| FHR | FIRE HOSE REEL | R | RECYCLING BIN |
| FS | FIRE STAIRS | RCL | RETRACTABLE CLOTHES LINE |
| G | GARBAGE BIN | SK | SKY LIGHT |
| GC | GARBAGE CHUTE | ST | STORAGE |
| HL | HIGHLIGHT WINDOW | | |
| MA | ROOF HATCH ACCESS | | |

- DOOR / WINDOW LEGEND:**
- DOOR TYPE NO. WINDOW NO.
- REFER A6000 DRAWINGS SERIES - DOOR & WINDOW SCHEDULES FOR DETAILS

CONSTRUCTION CERTIFICATE NO.
8899-02-2019-CC

DATE ISSUED: 25/06/2019

I certify that work completed in accordance with these plans and specification will comply with the regulations referred to in section 81A(5) of the Environmental Planning and Assessment Act 1979.

TRENTON JONES FOR A&D
ACCREDITATION NO. BPB0203

ISSUE	DATE	DESCRIPTION
1	07.06.2019	ISSUED FOR D&C USED DURING CONSTRUCTION

PRELIMINARY

CLIENT: **LORDS GROUP**
P - 02 9191 0622
Level 7/80 George St, Parramatta NSW 2150

ARCHITECT: **PBD ARCHITECTS**
ABN 36 147 035 550
P - 02 9698 8140 E - info@pbdarchitects.com.au W - www.pbdarchitects.com.au
Level 2, 52 Albion Street, Surry Hills NSW 2010

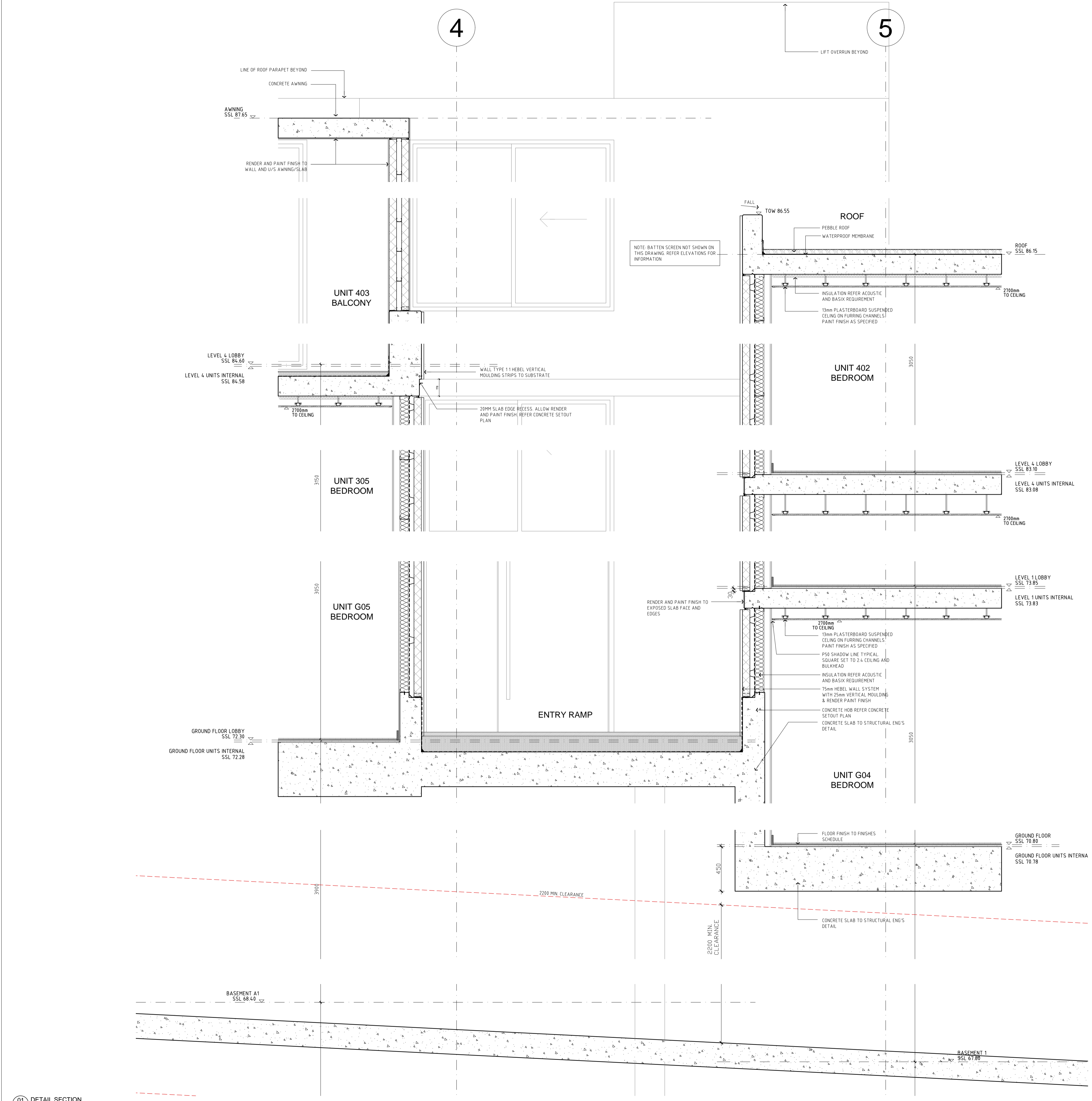
PROJECT: **11-15 MITCHELL AVENUE, JANNALI**

JANUARY 2019

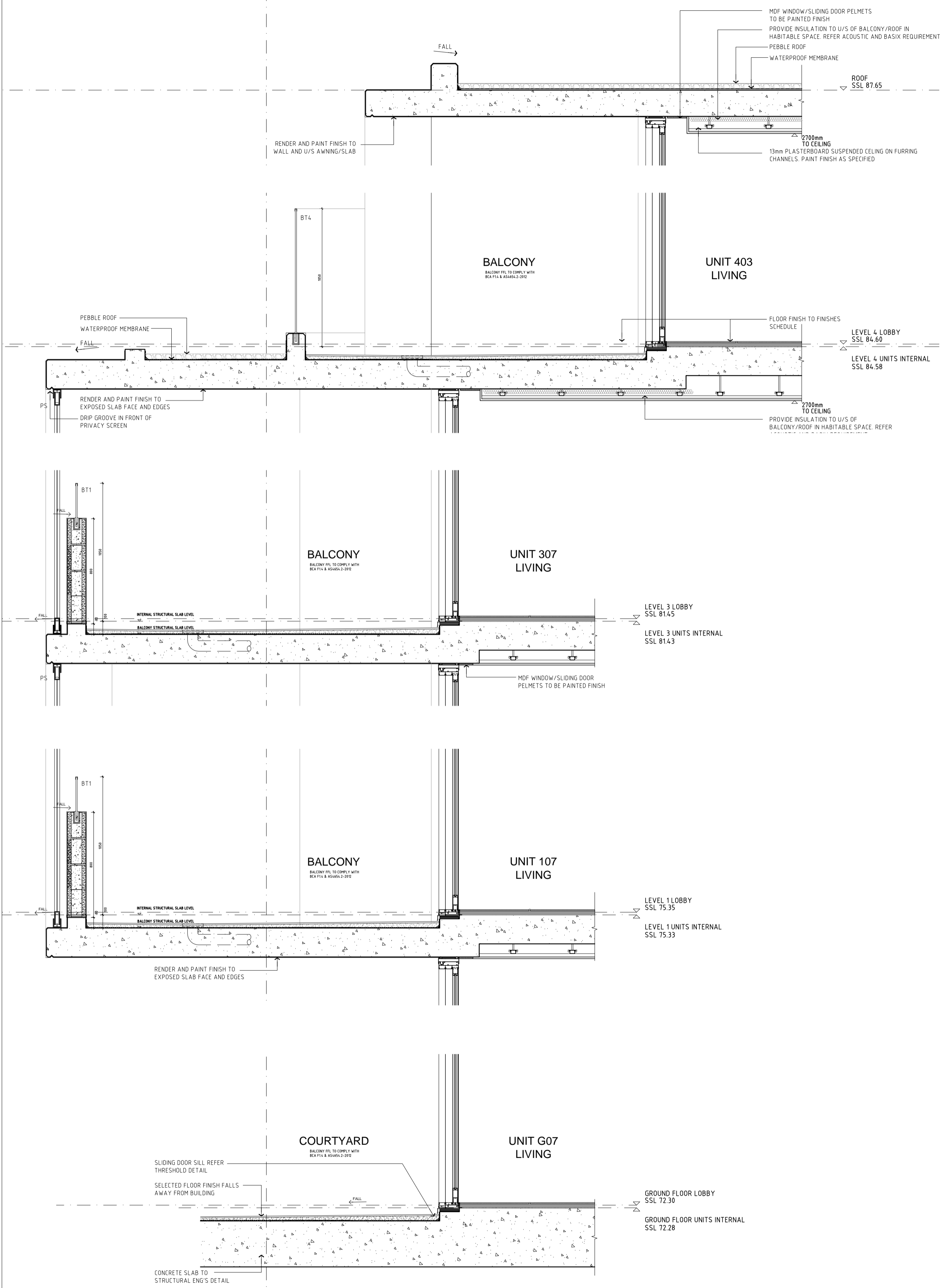
DRAWING TITLE: **SECTION DETAILS 01**

SCALE: 1:10 @ A1 / 1:20 @ A3	DRAWING NO: A4001	ISSUE: 1
PROJECT NO: 1747	Harper Building Consultants Pty Ltd	

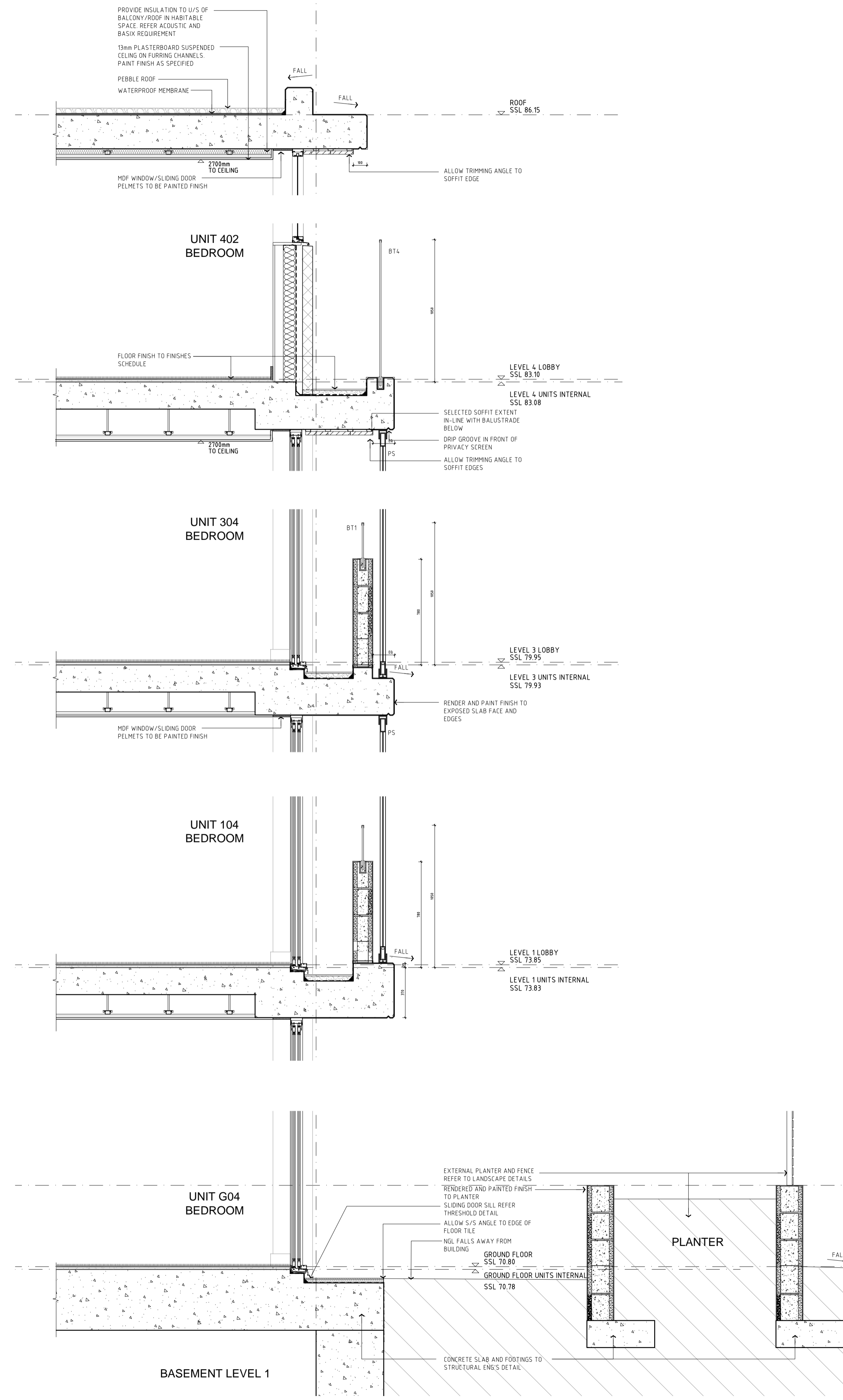
THIS DRAWING IS ISSUED FOR D&C USED DURING CONSTRUCTION
SUBJECT TO FINAL COORDINATION AND INTEGRATION OF ENGINEERS' DETAILS
AND OTHER SERVICES DESIGN ISSUED FOR CONSTRUCTION



D



H



- GENERAL NOTES:**
- All work to comply with Building Code of Australia, requirements of relevant Statutory Authorities / Local Government & relevant Australian Building Standards.
 - Contractor to verify all dimensions on site before commencing work - should a discrepancy be identified please confirm with Architect prior to proceeding (DO NOT SCALE FROM DRAWINGS).
 - Copyright of design shown hereon is retained by this office and authority is required for any reproduction.
 - When proprietary products are referred to, install in accordance with the manufacturers written instructions.
 - Architectural Plans to be read in conjunction with consultant's drawings, specifications & reports.
 - Area schedules supplied are approximate only - future allowance for vertical service ducts, structural wall systems and consultant input will be required.
 - Setback lines shown as per DA drawings and council requirements. Do not use for setout.
 - Drawings for D&C used during CONSTRUCTION subject to receiving final confirmation and drawings from services contractors.

- LEGEND:**
- | | | | |
|-----|-----------------------------------|----|-----------------------------------|
| AW | AWNING | MB | MAILBOX TO FUTURE DETAIL |
| BS | BATTEN SCREEN | MV | MECHANICAL RISER TO FUTURE DETAIL |
| CL | WALL MOUNTED FOLDING CLOTHES LINE | OP | OPAQUE WINDOW |
| CU | A/C CONDENSER UNITS | PB | PRE-FABRICATED PLANTERBOX |
| FH | FIRE HYDRANT | PS | SLIDING PRIVACY SCREEN |
| FHR | FIRE HOSE REEL | RS | RECYCLING BIN |
| FS | FIRE STAIRS | R | RETRACTABLE CLOTHES LINE |
| G | GARBAGE BIN | SK | SKY LIGHT |
| GC | GARBAGE CHUTE | ST | STORAGE |
| HL | HIGHLIGHT WINDOW | | |
| MA | ROOF HATCH ACCESS | | |

- DOOR / WINDOW LEGEND:**
- DOOR TYPE NO. WINDOW NO.
- REFER A6000 DRAWINGS SERIES - DOOR & WINDOW SCHEDULES FOR DETAILS

CONSTRUCTION CERTIFICATE NO.
 8899-02-2019-CC
 DATE ISSUED: 25/06/2019

I certify that work completed in accordance with these plans and specification will comply with the regulations referred to in section 81A(5) of the Environmental Planning and Assessment Act 1979.

TRENTON JONES FOR AEAD
 ACCREDITATION NO. BPB0203

ISSUE	DATE	DESCRIPTION
1	07.06.2019	ISSUED FOR D&C USED DURING CONSTRUCTION

PRELIMINARY

CLIENT:
LORDS GROUP
 P - 02 9191 0622
 Level 7/80 George St, Parramatta NSW 2150

ARCHITECT:
PBD ARCHITECTS
 ABN 36 147 035 550
 P - 02 9698 8140 E - info@pbdarchitects.com.au W - www.pbdarchitects.com.au
 Level 2, 52 Albion Street, Surry Hills NSW 2010

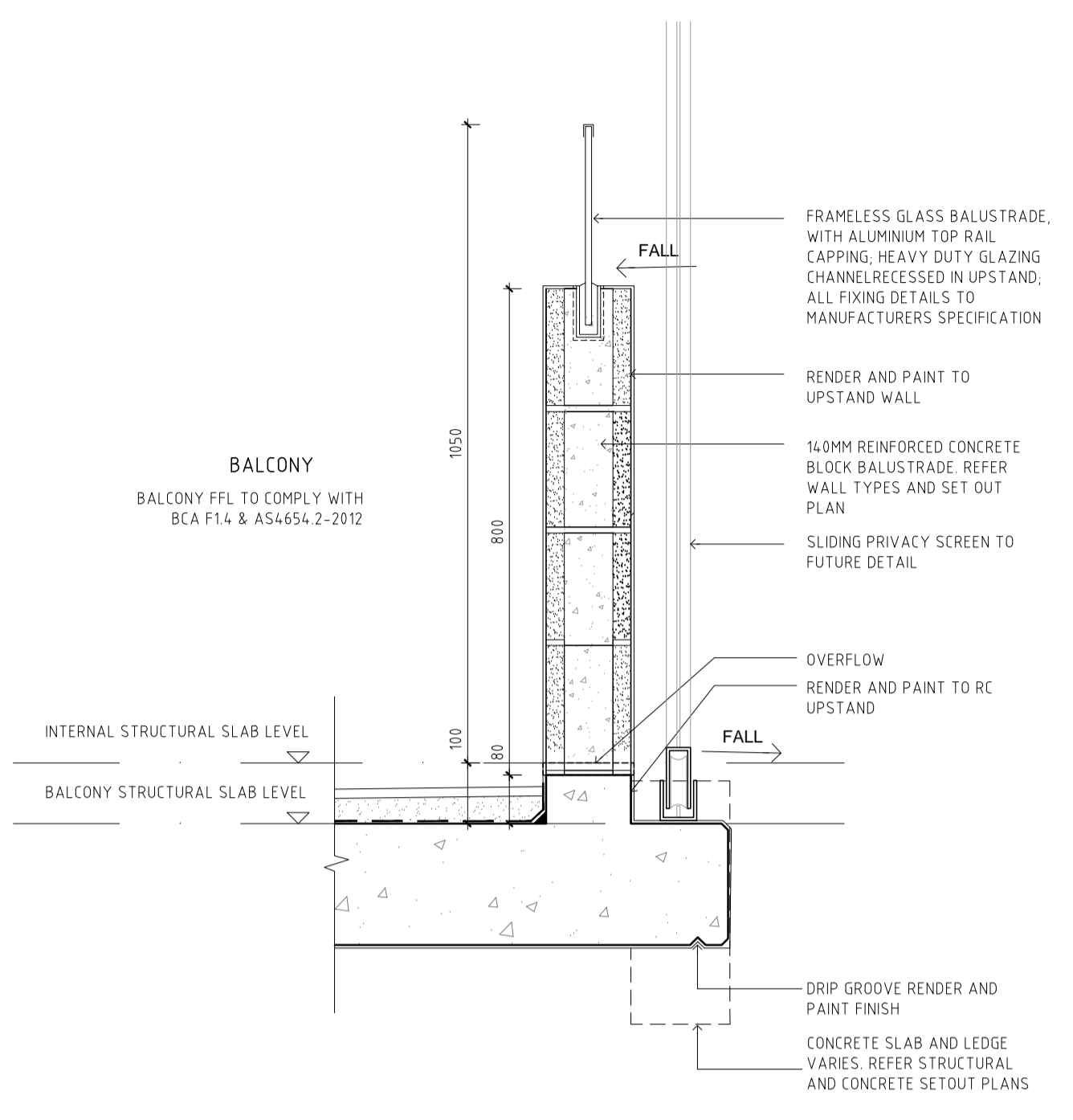
PROJECT:
 11-15 MITCHELL AVENUE, JANNALI

JANUARY 2019

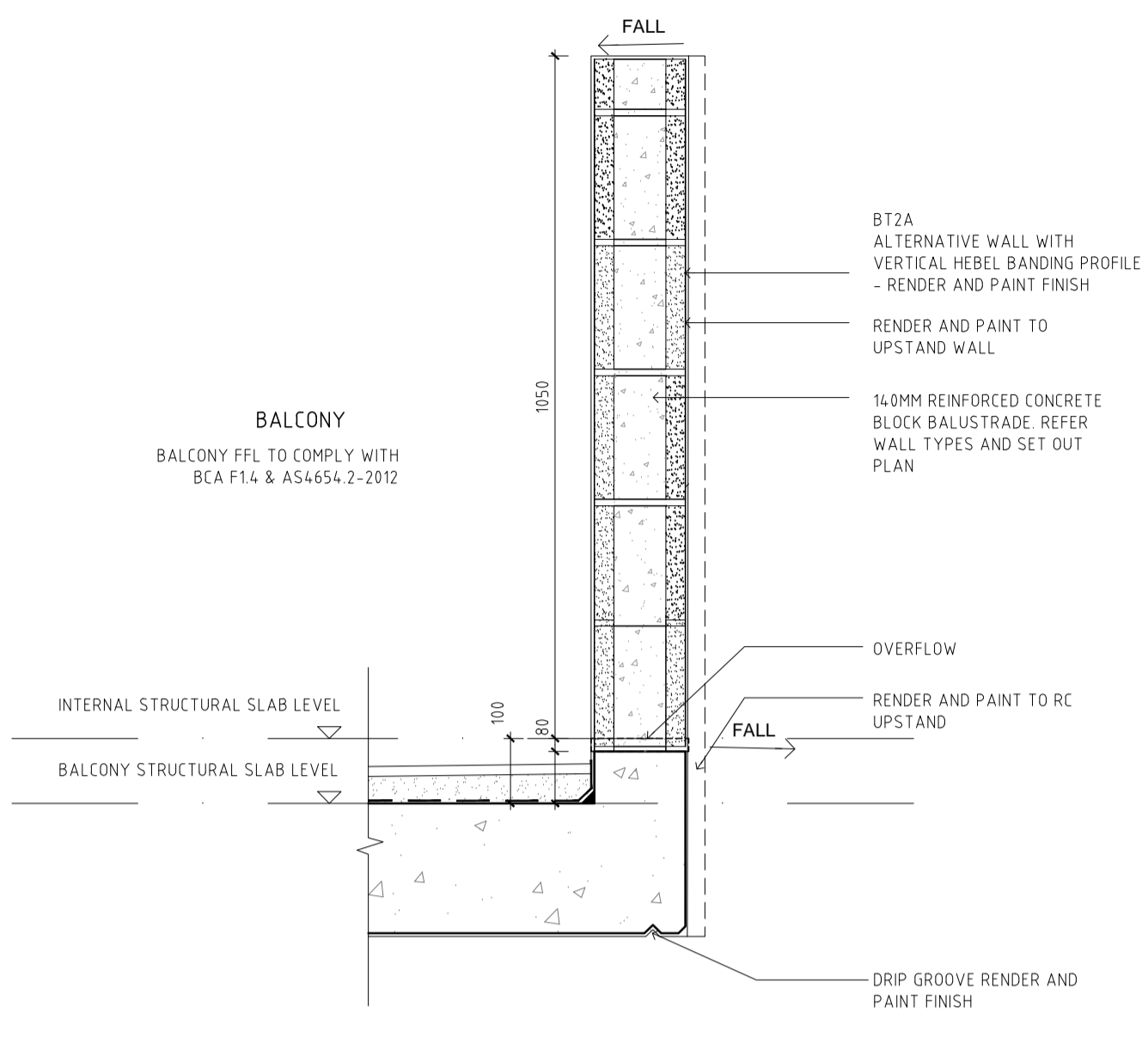
DRAWING TITLE:
SECTION DETAILS 02

SCALE: 1:10 @ A1 / 1:20 @ A3	DRAWING NO: A4002	ISSUE: 1
PROJECT NO: 1747	Harper Building Consultants Pty Ltd	

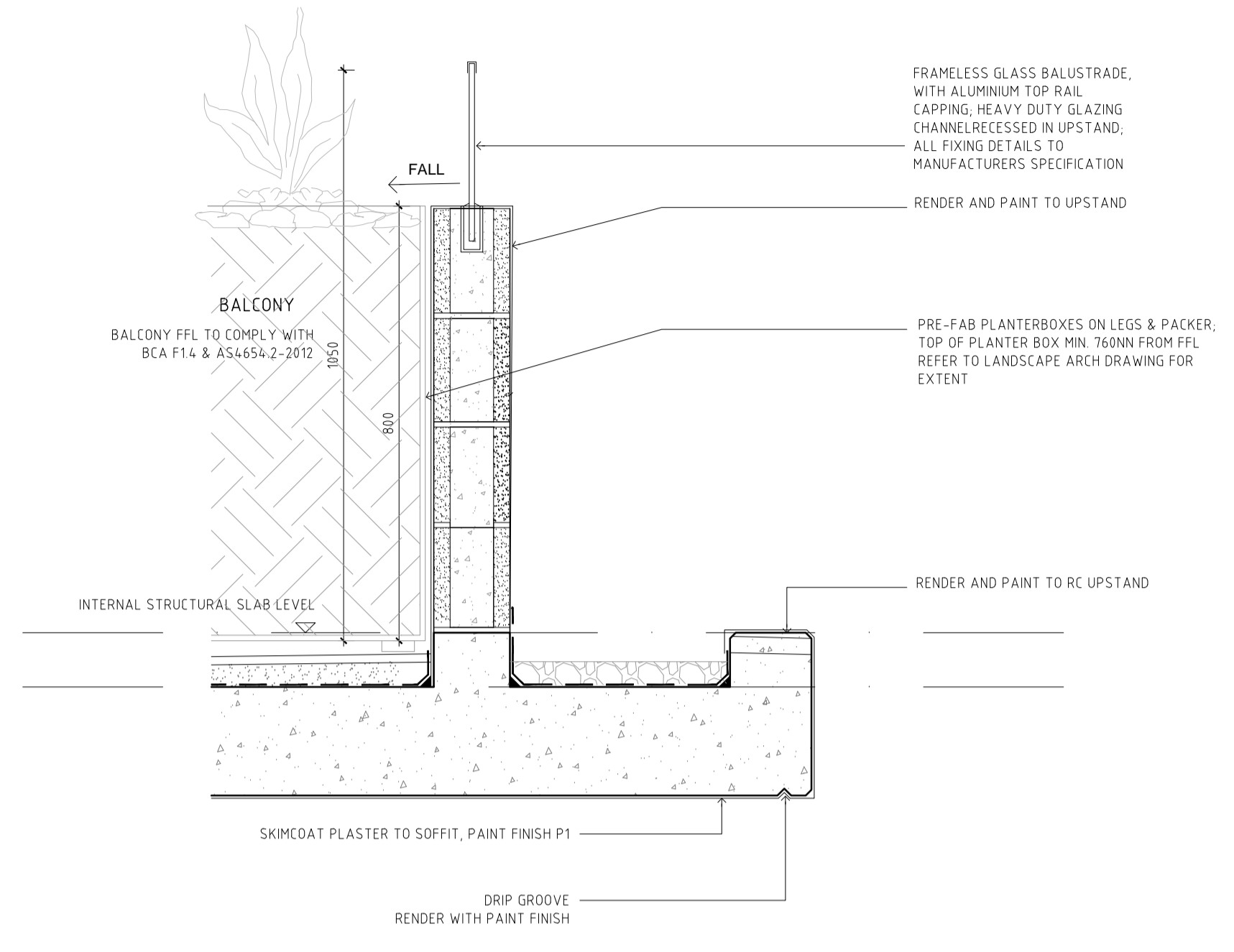
**THIS DRAWING IS ISSUED FOR D&C USED DURING CONSTRUCTION
 SUBJECT TO FINAL COORDINATION AND INTEGRATION OF ENGINEERS' DETAILS
 AND OTHER SERVICES DESIGN ISSUED FOR CONSTRUCTION**



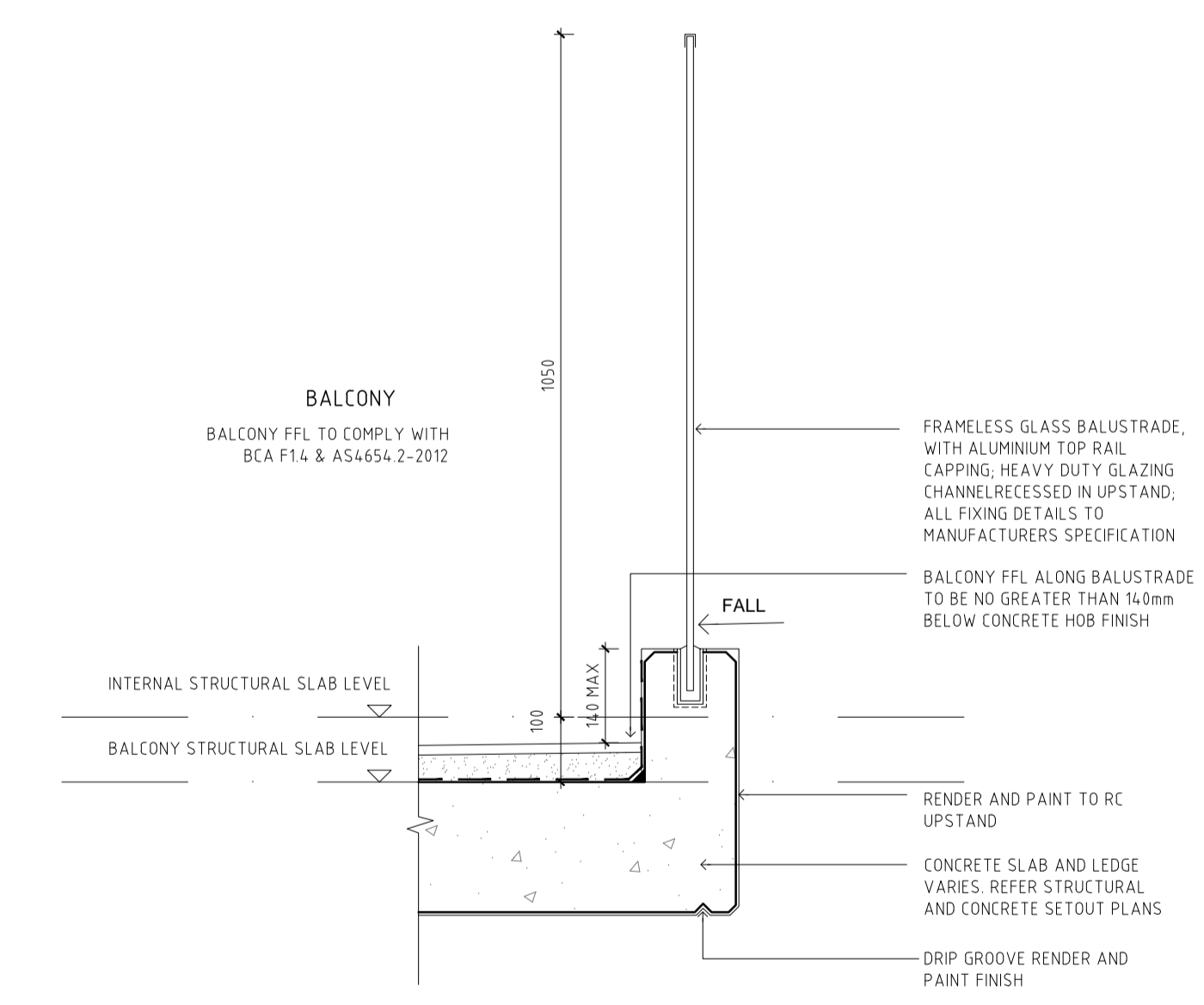
01 BALUSTRADE TYPE 1 - BT1
 (UPSTAND WITH GLASS BALUSTRADE & PRIVACY SCREEN)
 SCALE 1:10 @ A1



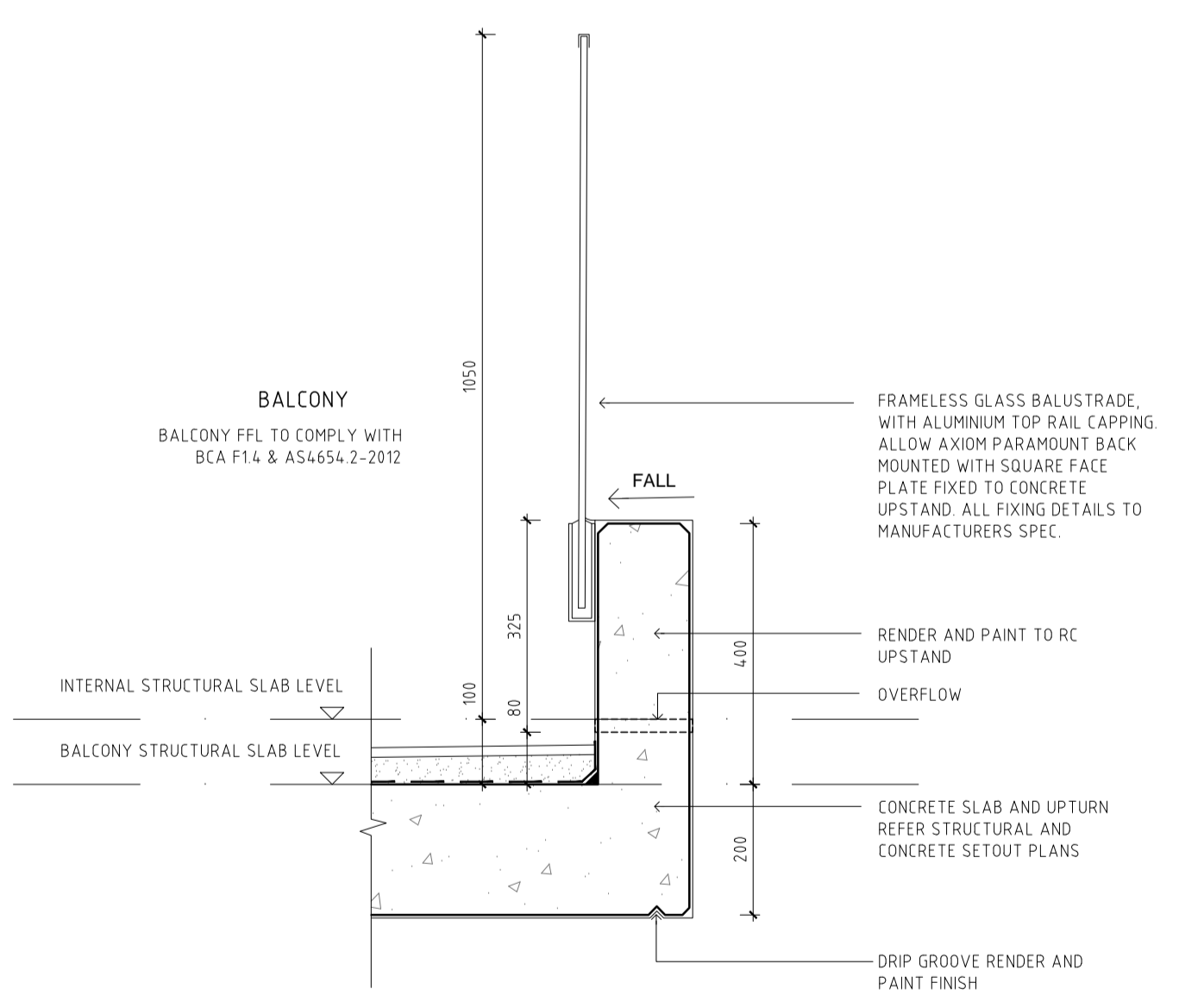
02 BALUSTRADE TYPE 2 - BT2
 (1.05M HIGH UPSTAND)
 SCALE 1:10 @ A1



03 BALUSTRADE TYPE 3 - BT3
 (UPSTAND WITH GLASS BALUSTRADE & PRE-FAB PLANTERBOXES)
 SCALE 1:10 @ A1



04 BALUSTRADE TYPE 4 - BT4
 (FRAMELESS GLASS BALUSTRADE ON HOB)
 SCALE 1:10 @ A1



05 BALUSTRADE TYPE 5 - BT5
 HABITABLE TO WET AREAS
 SCALE 1:10 @ A1

- GENERAL NOTES:**
- All work to comply with Building Code of Australia, requirements of relevant Statutory Authorities / Local Government & relevant Australian Building Standards.
 - Contractor to verify all dimensions on site before commencing work - should a discrepancy be identified please confirm with Architect prior to proceeding (DO NOT SCALE FROM DRAWINGS).
 - Copyright of design shown hereon is retained by this office and authority is required for any reproduction.
 - When proprietary products are referred to, install in accordance with the manufacturers written instructions.
 - Architectural Plans to be read in conjunction with consultant's drawings, specifications & reports.
 - Area schedules supplied are approximate only - future allowance for vertical service ducts, structural wall systems and consultant input will be required.
 - Setback lines shown as per DA drawings and council requirements. Do not use for setout.
 - Drawings for D&C used during CONSTRUCTION subject to receiving final confirmation and drawings from services contractors.

LEGEND:

AW	AWNING	MB	MAILBOX TO FUTURE DETAIL
BS	BATTEN SCREEN	MV	MECHANICAL RISER TO FUTURE DETAIL
CL	WALL MOUNTED FOLDING CLOTHES LINE	OP	OPAQUE WINDOW
CU	A/C CONDENSER UNITS	PB	PRE-FABRICATED PLANTERBOX
FH	FIRE HYDRANT	PS	SLIDING PRIVACY SCREEN
FHR	FIRE HOSE REEL	R	RECYCLING BIN
FS	FIRE STAIRS	RCL	RETRACTABLE CLOTHES LINE
G	GARBAGE BIN	SK	SKY LIGHT
GC	GARBAGE CHUTE	ST	STORAGE
HL	HIGHLIGHT WINDOW		
MA	ROOF HATCH ACCESS		

DOOR / WINDOW LEGEND:

DOOR TYPE NO.		WINDOW NO.	
---------------	--	------------	--

REFER A6000 DRAWINGS SERIES - DOOR & WINDOW SCHEDULES FOR DETAILS

CONSTRUCTION CERTIFICATE NO.
 8899-02-2019-CC
 DATE ISSUED: 25/06/2019

I certify that work completed in accordance with these plans and specification will comply with the regulations referred to in section 81A(5) of the Environmental Planning and Assessment Act 1979.

TRENTON JONES FOR A&D
 ACCREDITATION NO. BPB0203

ISSUE	DATE	DESCRIPTION
1	07.06.2019	ISSUED FOR D&C USED DURING CONSTRUCTION
P1	05.02.2019	ISSUED FOR COORDINATION

CLIENT: **LORDS GROUP**
 P - 02 9191 0622
 Level 7/80 George St, Parramatta NSW 2150

ARCHITECT: **PBD ARCHITECTS**
 ABN 36 147 035 550
 P - 02 9698 8140 E - info@pbdarchitects.com.au W - www.pbdarchitects.com.au
 Level 2, 52 Albion Street, Surry Hills NSW 2010

PROJECT: **11-15 MITCHELL AVENUE, JANNALI**
 JANUARY 2019

DRAWING TITLE: **BALUSTRADE DETAIL**

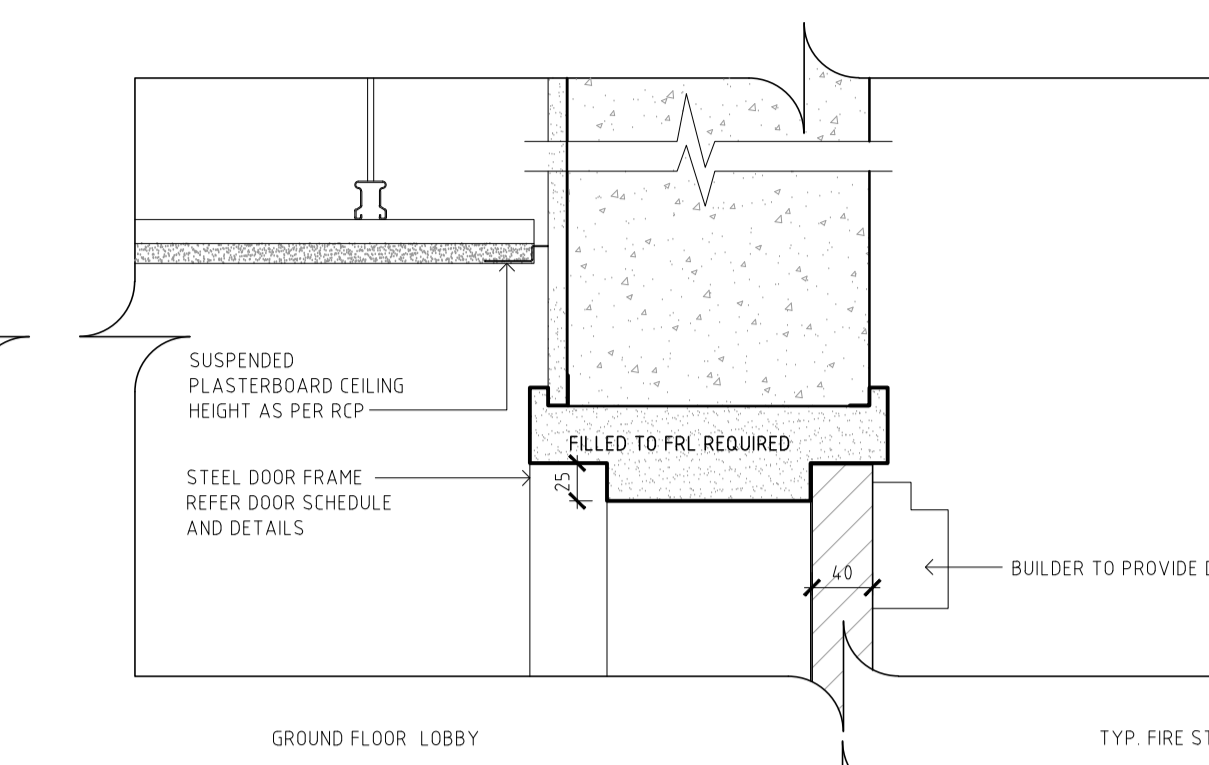
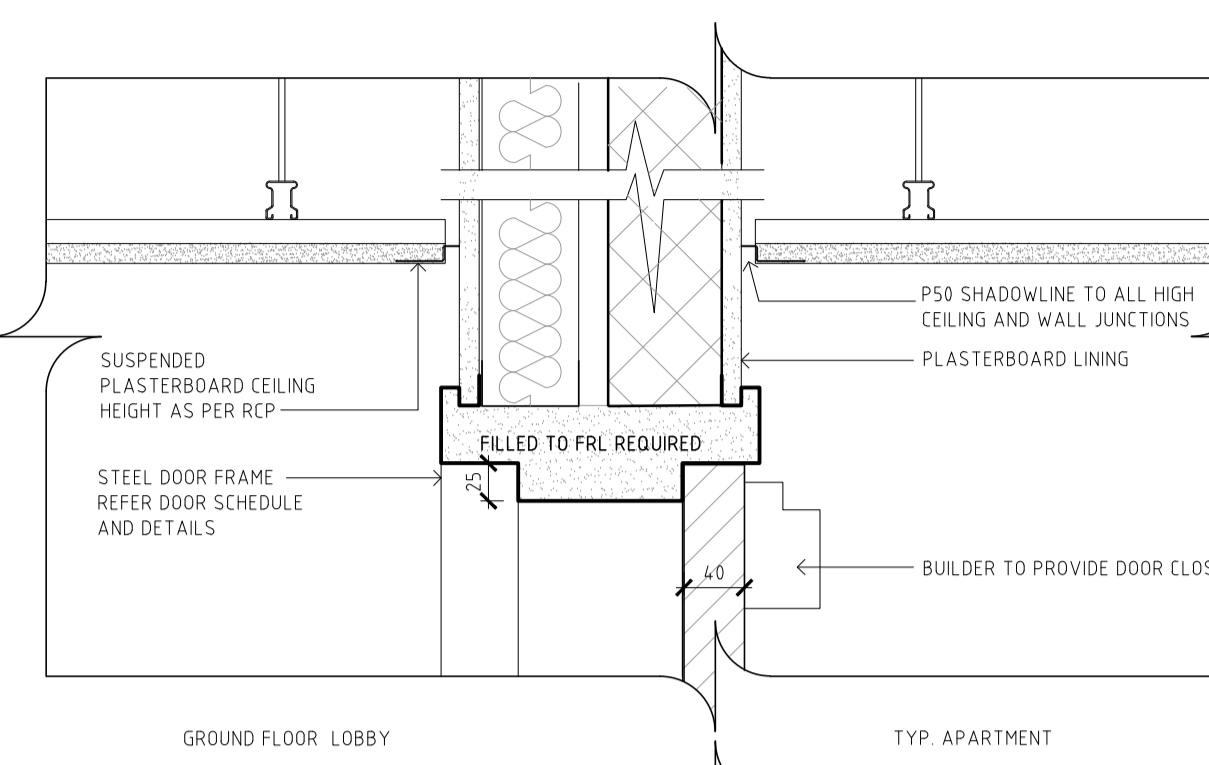
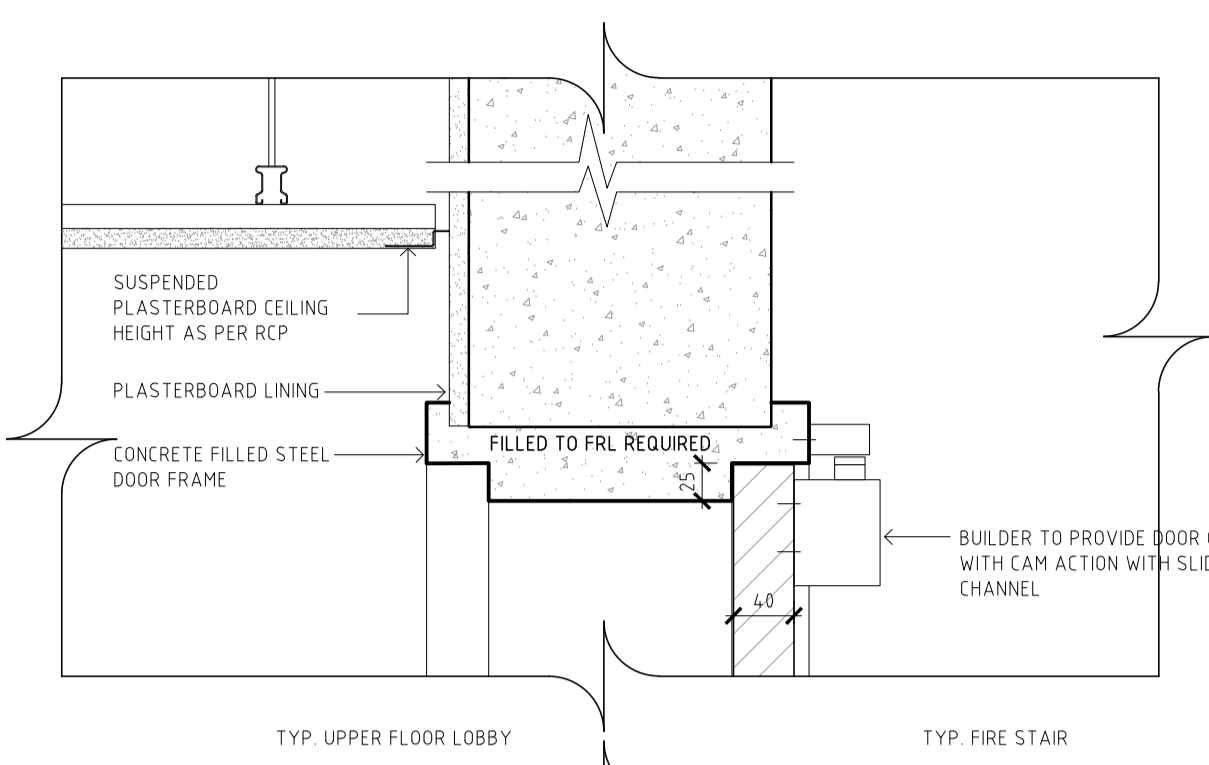
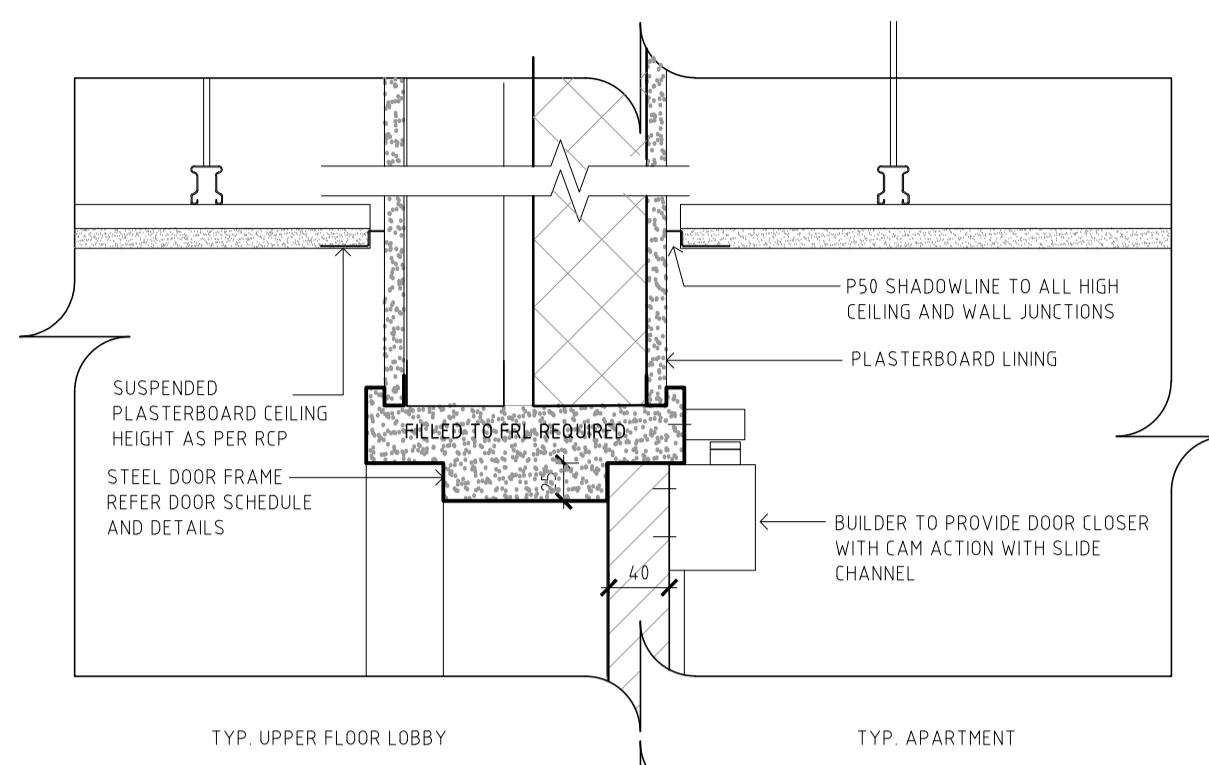
SCALE: 1:10 @ A1 / 1:20 @ A3	DRAWING NO: A4101	ISSUE: 1
PROJECT NO: 1747		

THIS DRAWING IS ISSUED FOR D&C USED DURING CONSTRUCTION
 SUBJECT TO FINAL COORDINATION AND INTEGRATION OF ENGINEERS' DETAILS
 AND OTHER SERVICES DESIGN ISSUED FOR CONSTRUCTION

- GENERAL NOTES:**
- All work to comply with Building Code of Australia, requirements of relevant Statutory Authorities / Local Government & relevant Australian Building Standards
 - Contractor to verify all dimensions on site before commencing work - should a discrepancy be identified please confirm with Architect prior to proceeding (DO NOT SCALE FROM DRAWINGS)
 - Copyright of design shown hereon is retained by this office and authority is required for any reproduction
 - When proprietary products are referred to, install in accordance with the manufacturers written instructions
 - Architectural Plans to be read in conjunction with consultant's drawings, specifications & reports
 - Area schedules supplied are approximate only - future allowance for vertical service ducts, structural wall systems and consultant input will be required
 - Setback lines shown as per DA drawings and council requirements. Do not use for setout
 - Drawings for D&C used during CONSTRUCTION subject to receiving final confirmation and drawings from services contractors

- LEGEND:**
- | | | | |
|-----|-----------------------------------|-----|-----------------------------------|
| AW | AWNING | MB | MAILBOX TO FUTURE DETAIL |
| BS | BATTEN SCREEN | MV | MECHANICAL RISER TO FUTURE DETAIL |
| CL | WALL MOUNTED FOLDING CLOTHES LINE | OP | OPACQUE WINDOW |
| CU | A/C CONDENSER UNITS | PB | PRE-FABRICATED PLANTERBOX |
| FH | FIRE HYDRANT | PS | SLIDING PRIVACY SCREEN |
| FHR | FIRE HOSE REEL | R | RECYCLING BIN |
| FS | FIRE STAIRS | RCL | RETRACTABLE CLOTHES LINE |
| G | GARBAGE BIN | SK | SKY LIGHT |
| GC | GARBAGE CHUTE | ST | STORAGE |
| HL | HIGHLIGHT WINDOW | | |
| MA | ROOF HATCH ACCESS | | |

- DOOR / WINDOW LEGEND:**
- DOOR TYPE NO. WINDOW NO.
- REFER A6000 DRAWINGS SERIES - DOOR & WINDOW SCHEDULES FOR DETAILS



TYP. UPPER FLOOR LOBBY

TYP. APARTMENT

TYP. UPPER FLOOR LOBBY

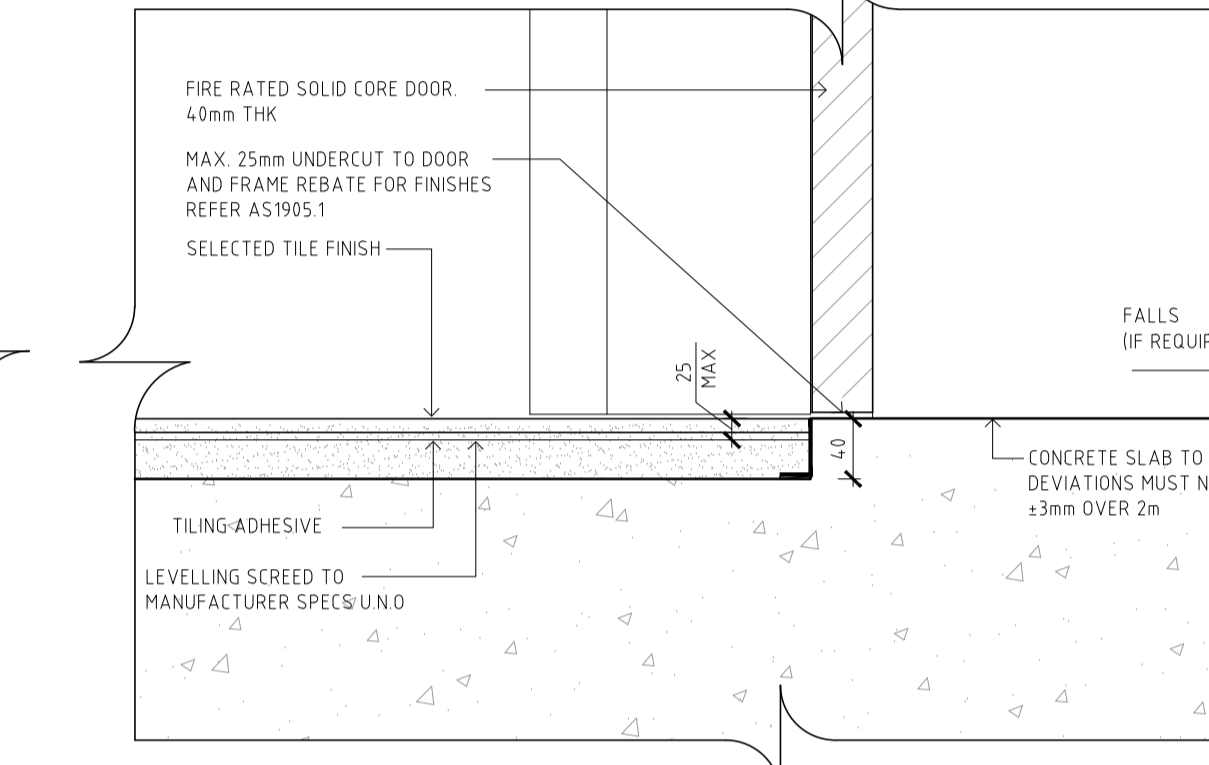
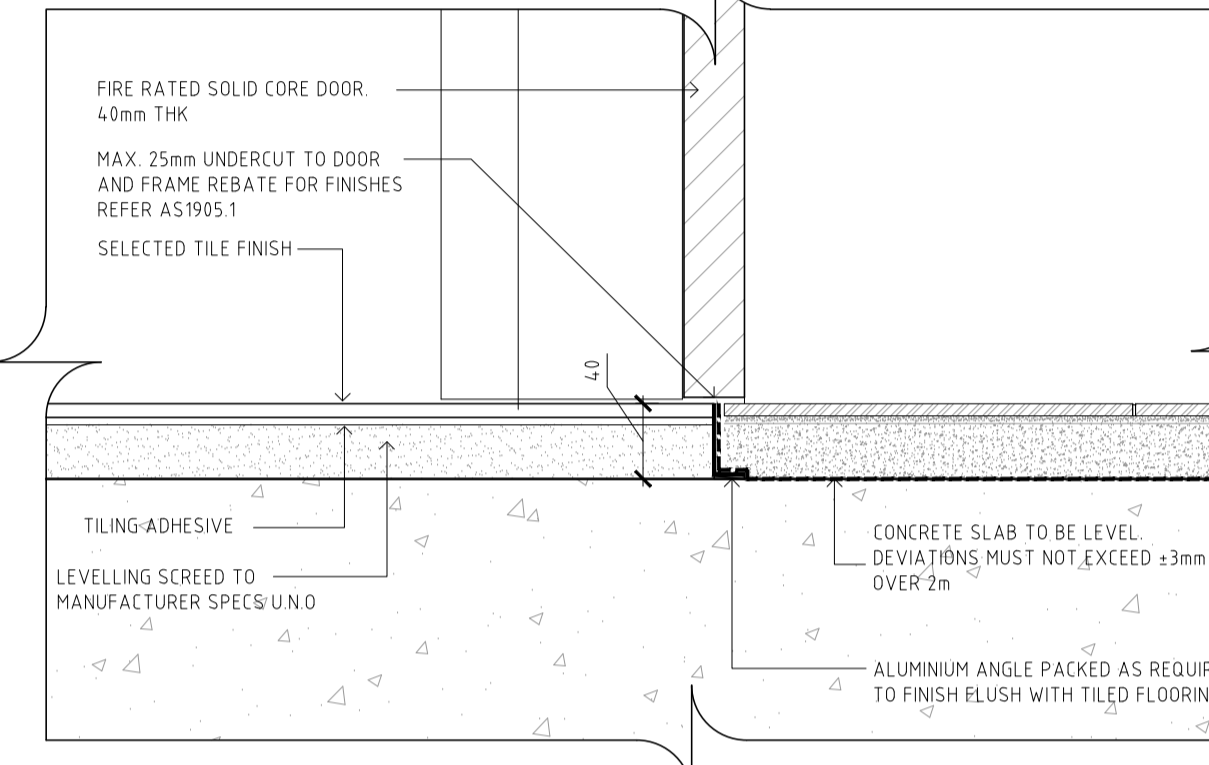
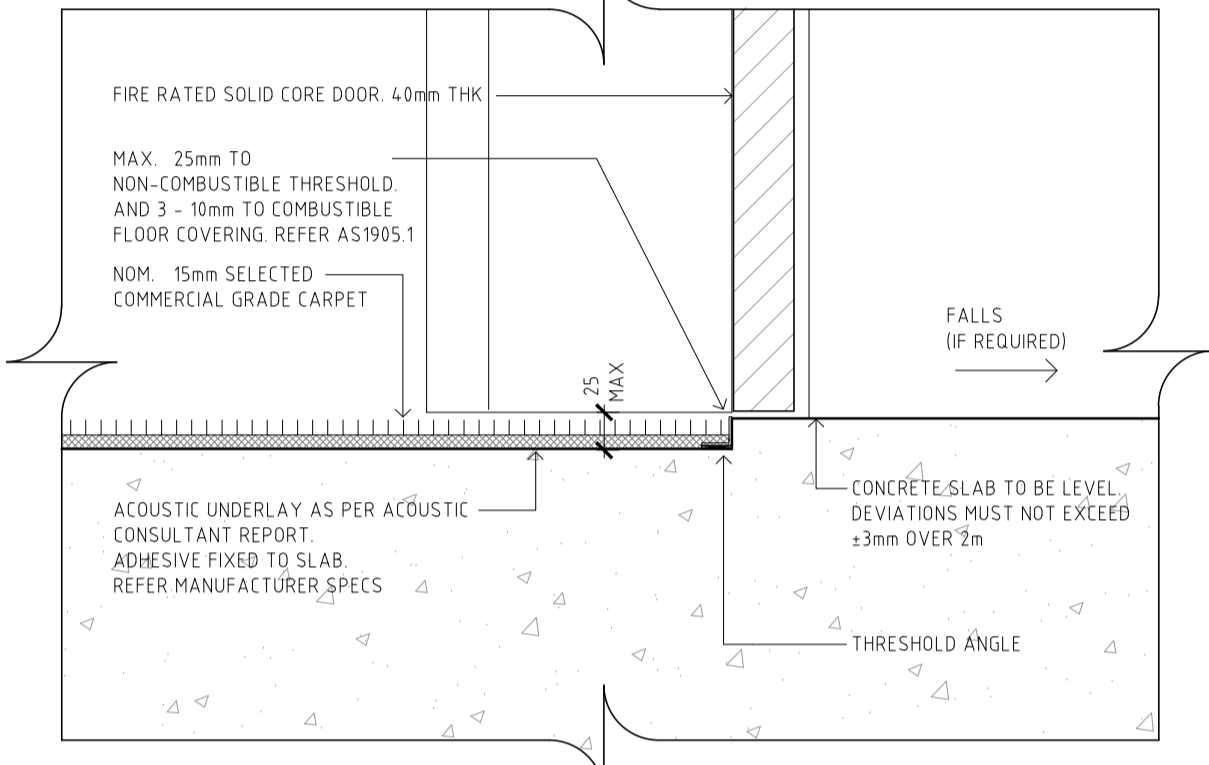
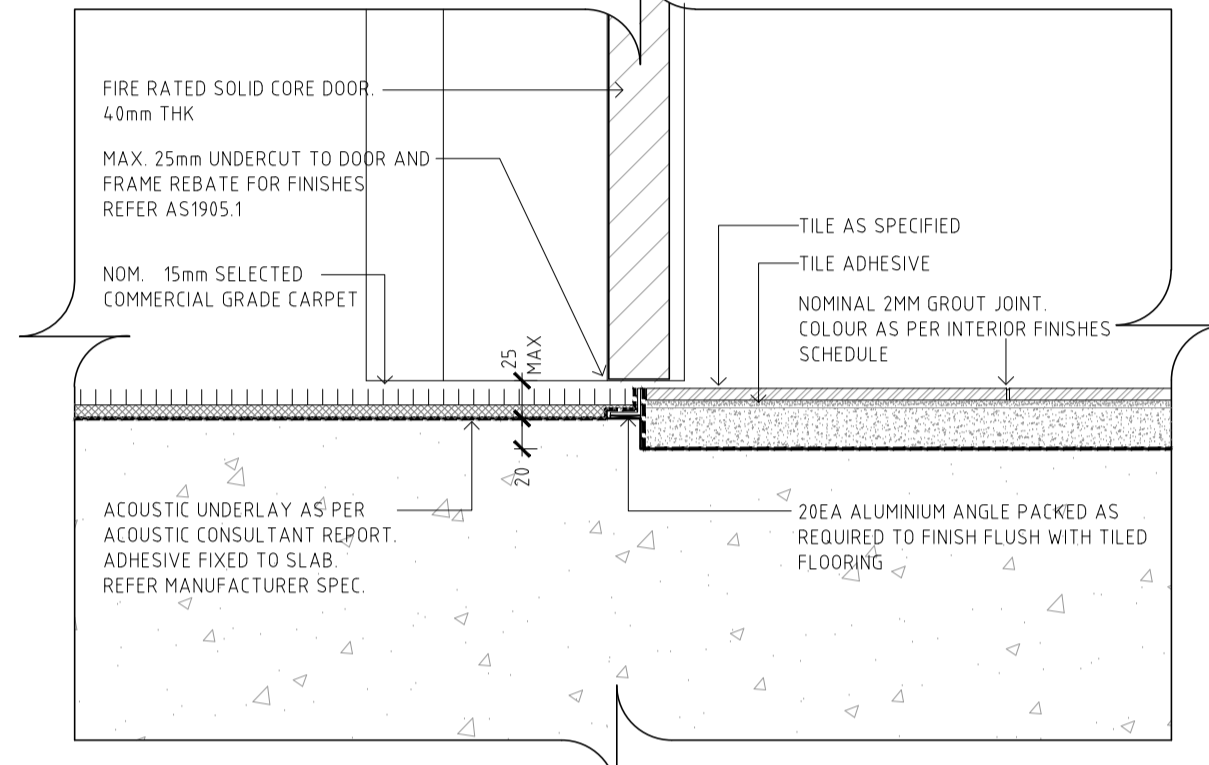
TYP. FIRE STAIR

GROUND FLOOR LOBBY

TYP. APARTMENT

GROUND FLOOR LOBBY

TYP. FIRE STAIR

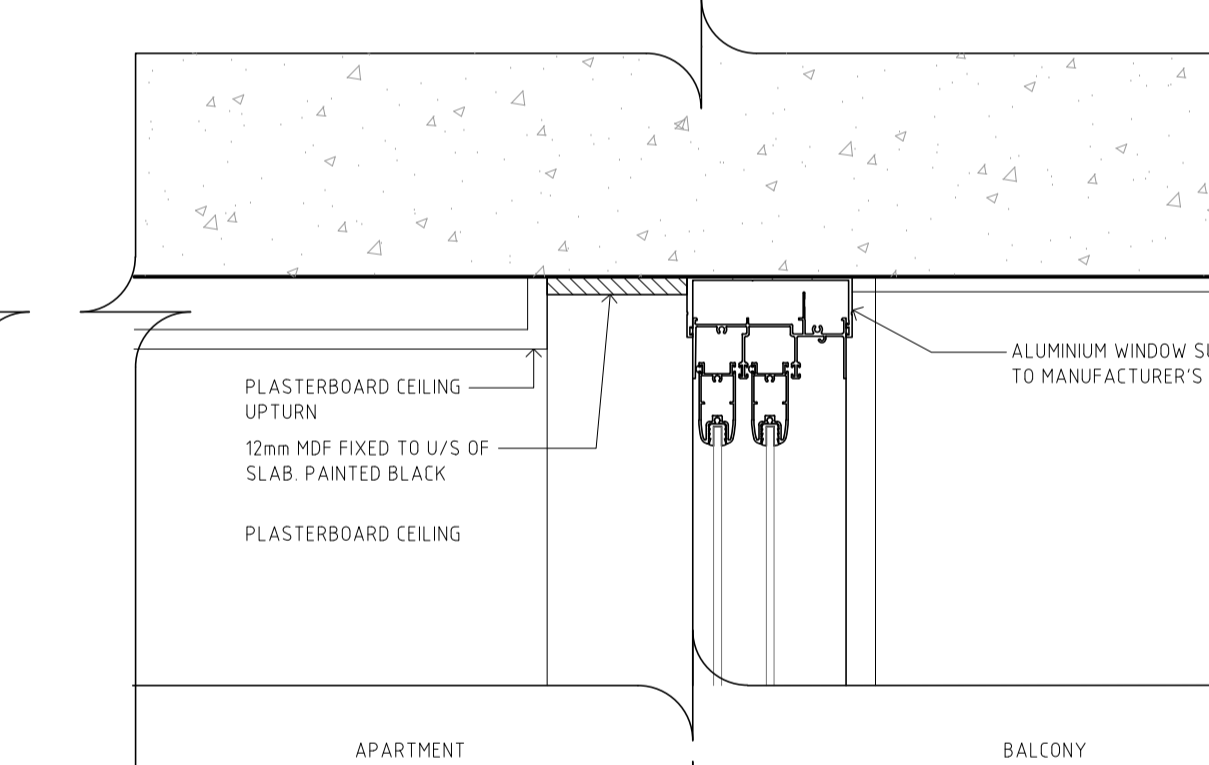
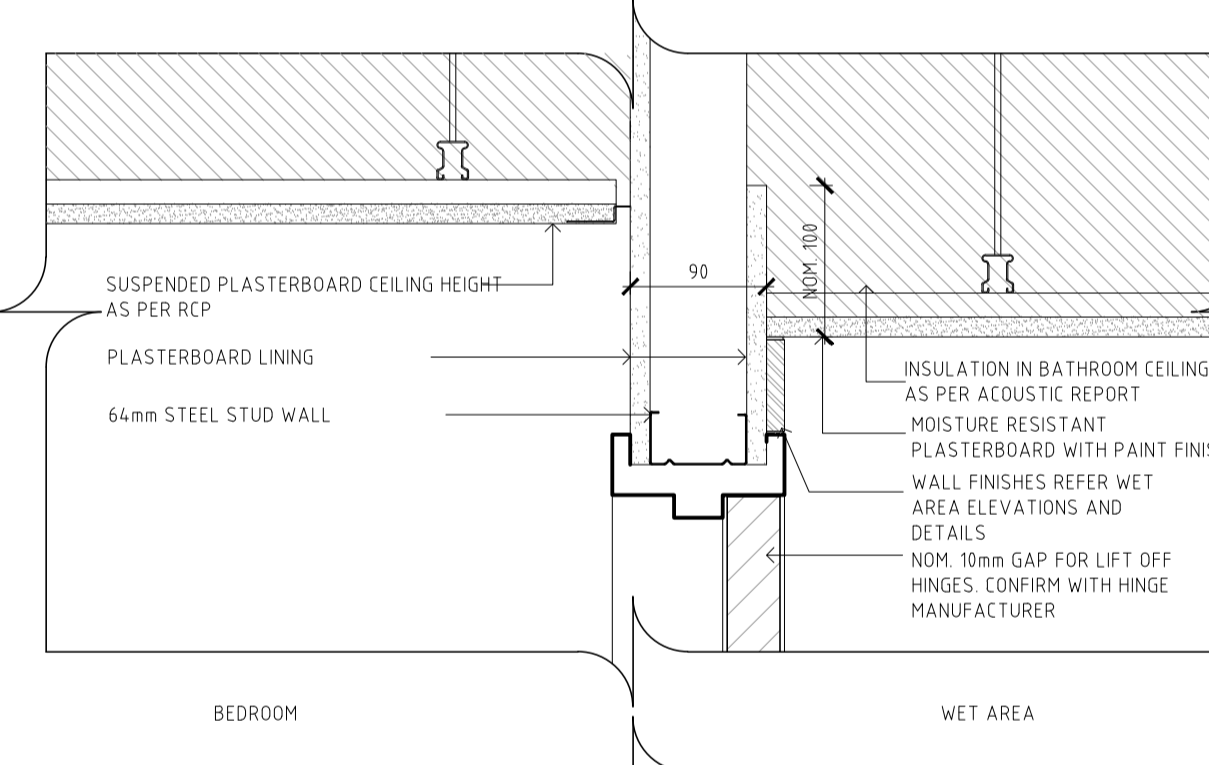
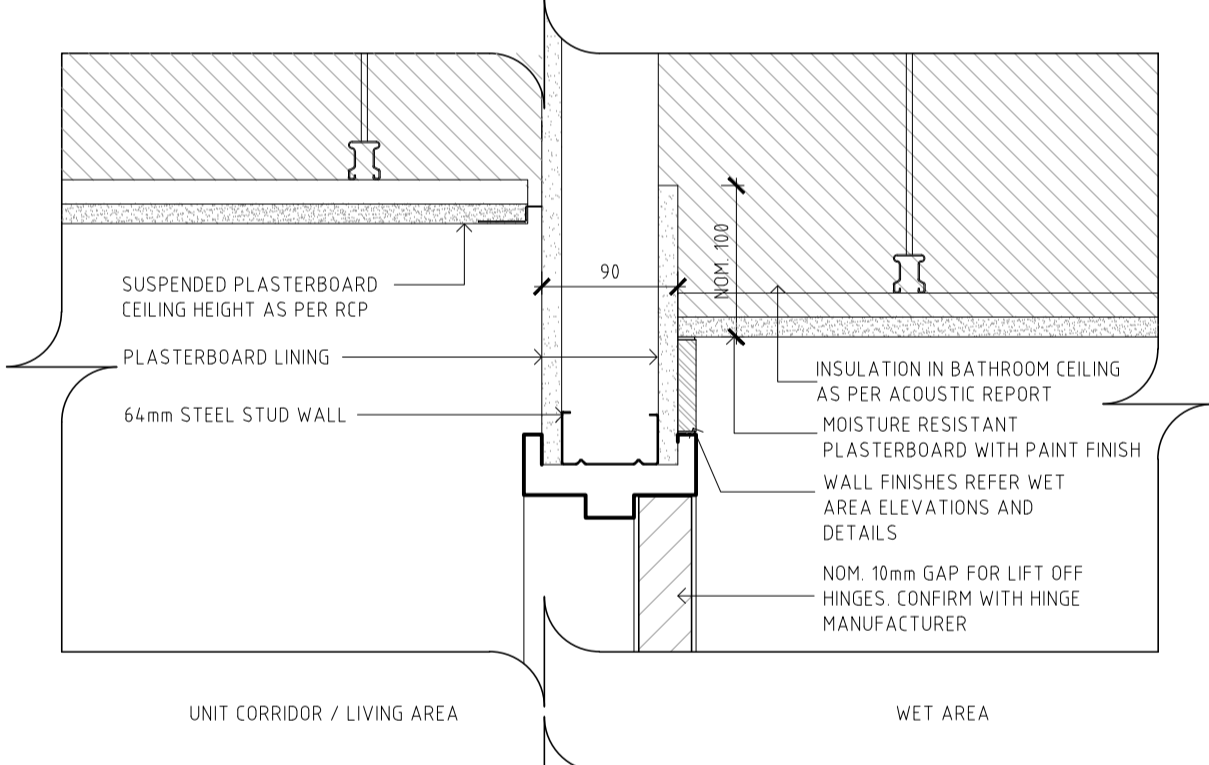
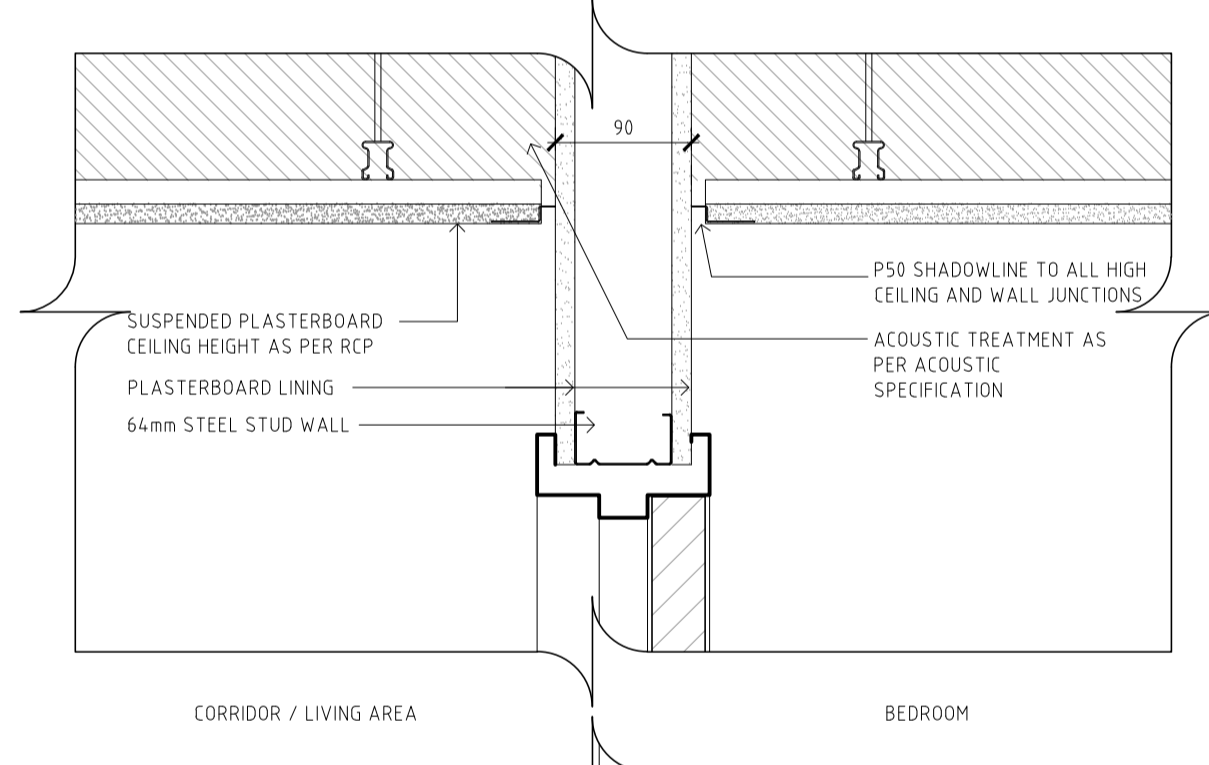


01 TYPICAL DOOR THRESHOLD UPPER FLOOR LOBBY TO APARTMENT SCALE 1:5 @ A1

02 TYPICAL DOOR THRESHOLD UPPER FLOOR LOBBY TO FIRE STAIR SCALE 1:5 @ A1

03 TYPICAL DOOR THRESHOLD LEVEL G LOBBY TO APARTMENT SCALE 1:5 @ A1

04 TYPICAL DOOR THRESHOLD LEVEL G LOBBY TO FIRE STAIRS SCALE 1:5 @ A1



CORRIDOR / LIVING AREA

BEDROOM

UNIT CORRIDOR / LIVING AREA

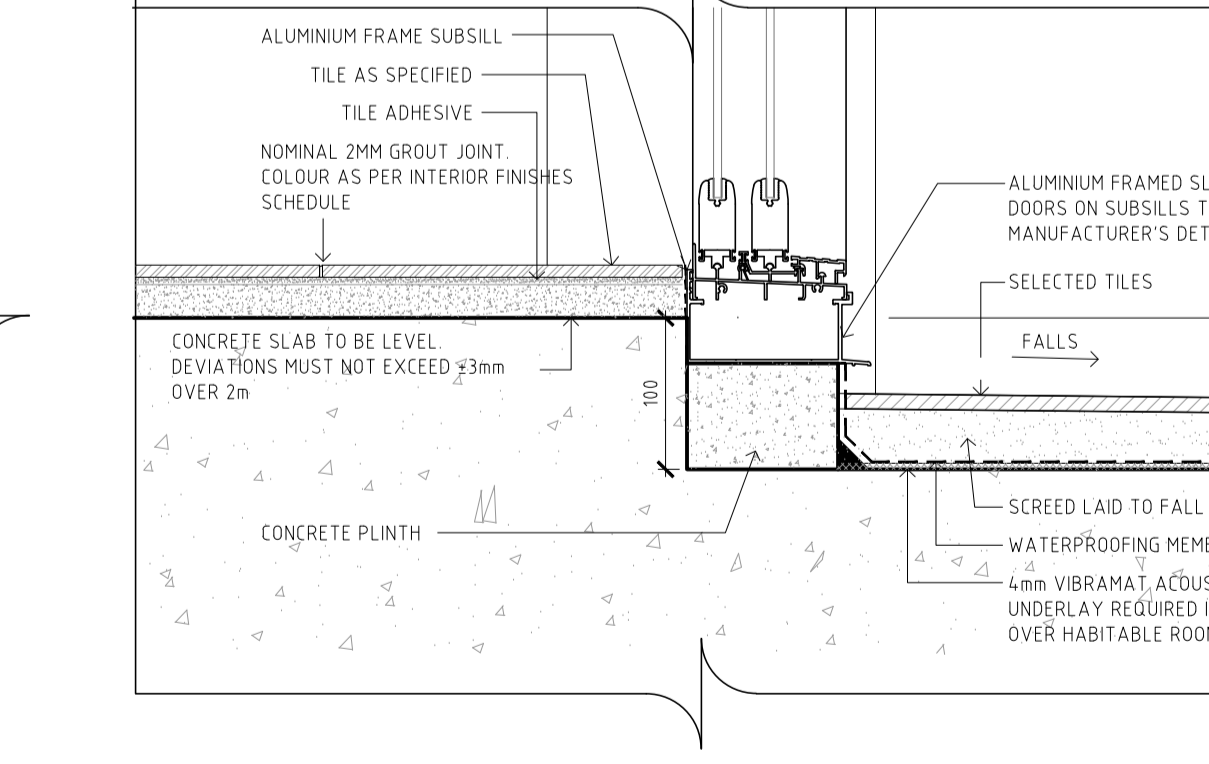
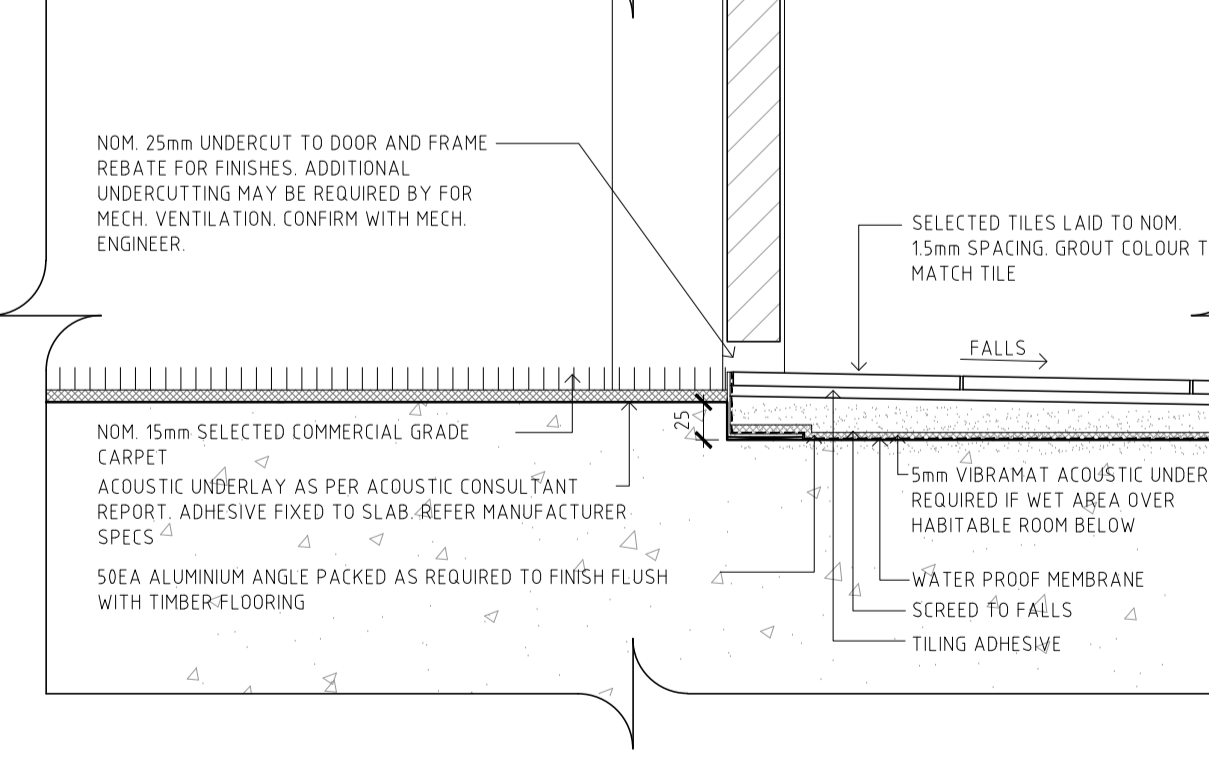
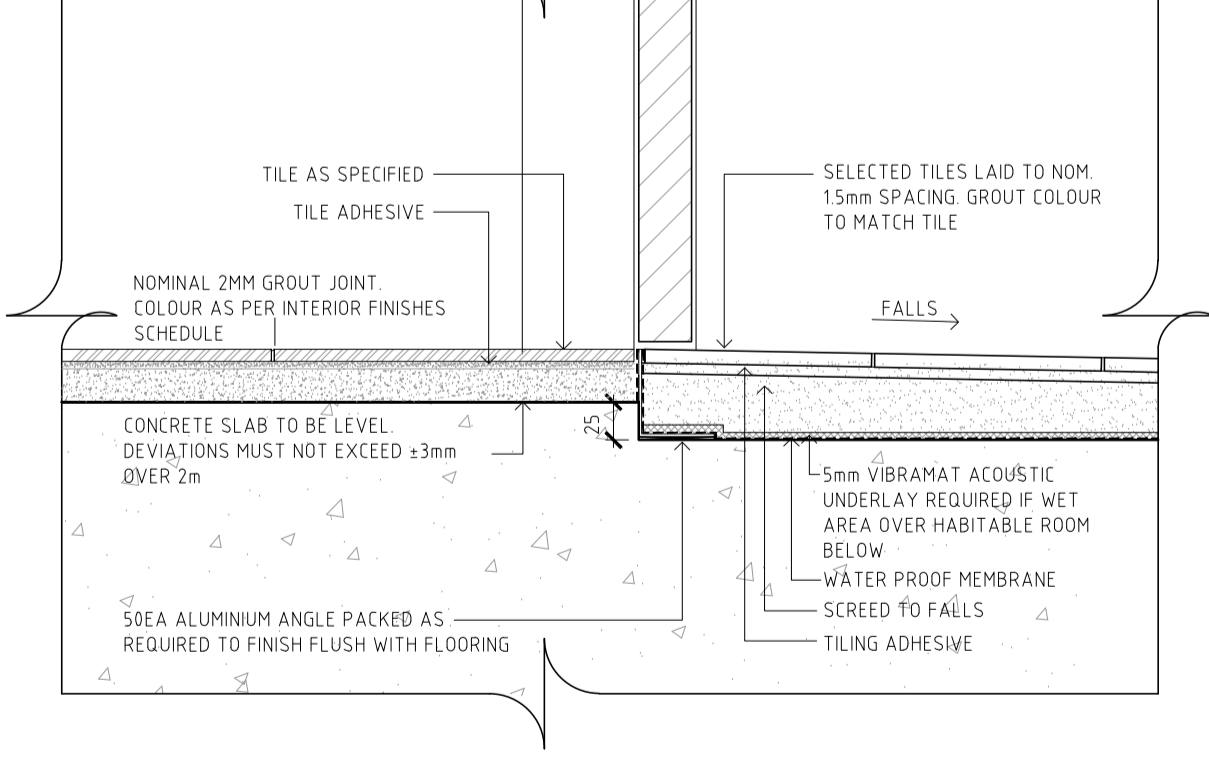
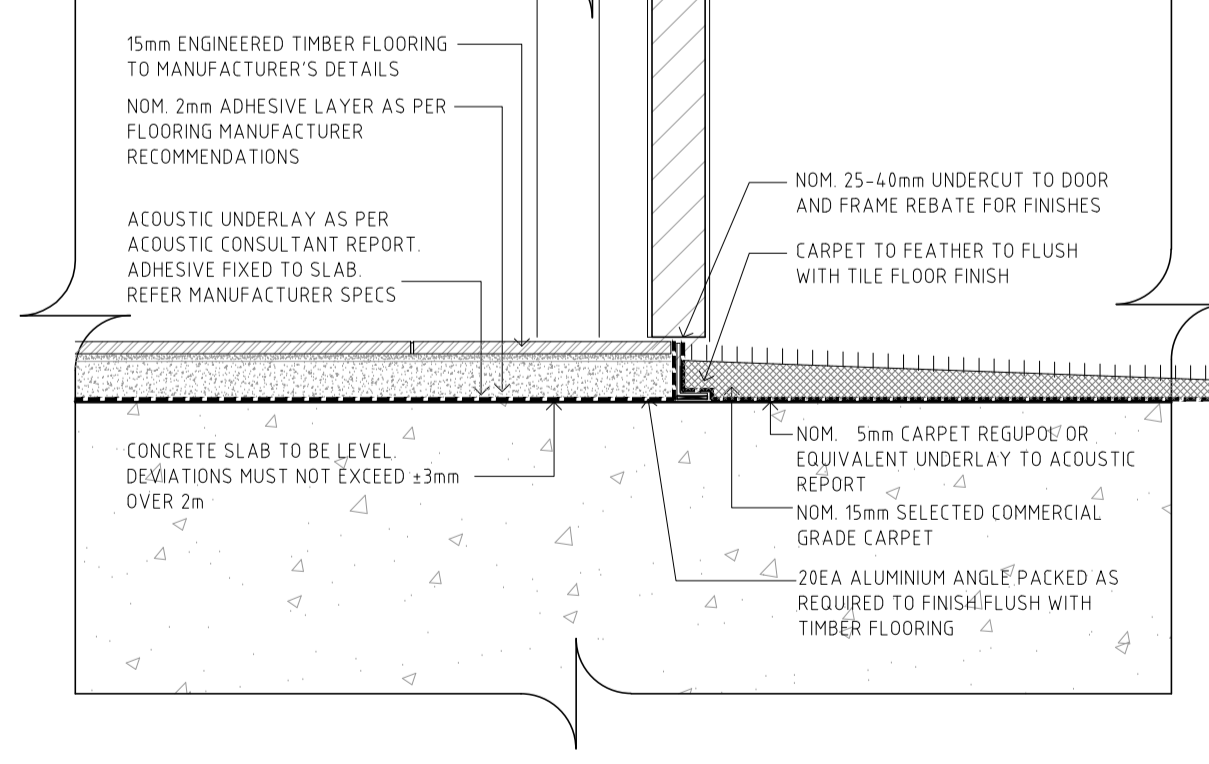
WET AREA

BEDROOM

WET AREA

APARTMENT

BALCONY



05 TYPICAL DOOR THRESHOLD CORRIDOR/LIVING TO BEDROOM SCALE 1:5 @ A1

06 TYPICAL DOOR THRESHOLD UNIT CORRIDOR/LIVING TO WET AREA SCALE 1:5 @ A1

07 TYPICAL DOOR THRESHOLD BEDROOM TO WET AREA SCALE 1:5 @ A1

08 TYPICAL BALCONY SLIDING DOOR THRESHOLD BEDROOM TO WET AREA SCALE 1:5 @ A1

CONSTRUCTION CERTIFICATE NO.
 8899-02-2019-02
DATE ISSUED: 25/06/2019
 I certify that work completed in accordance with these plans and specification will comply with the regulations referred to in section 81A(5) of the Environmental Planning and Assessment Act 1979.
TRENTON JONES FOR A&D
 ACCREDITATION NO. B9P0203

ISSUE	DATE	DESCRIPTION
1	07.06.2019	ISSUED FOR D&C USED DURING CONSTRUCTION
P1	05.02.2019	ISSUED FOR COORDINATION

CLIENT: **LORDS GROUP**
 Level 7/80 George St, Parramatta NSW 2150
 P - 02 9191 0622

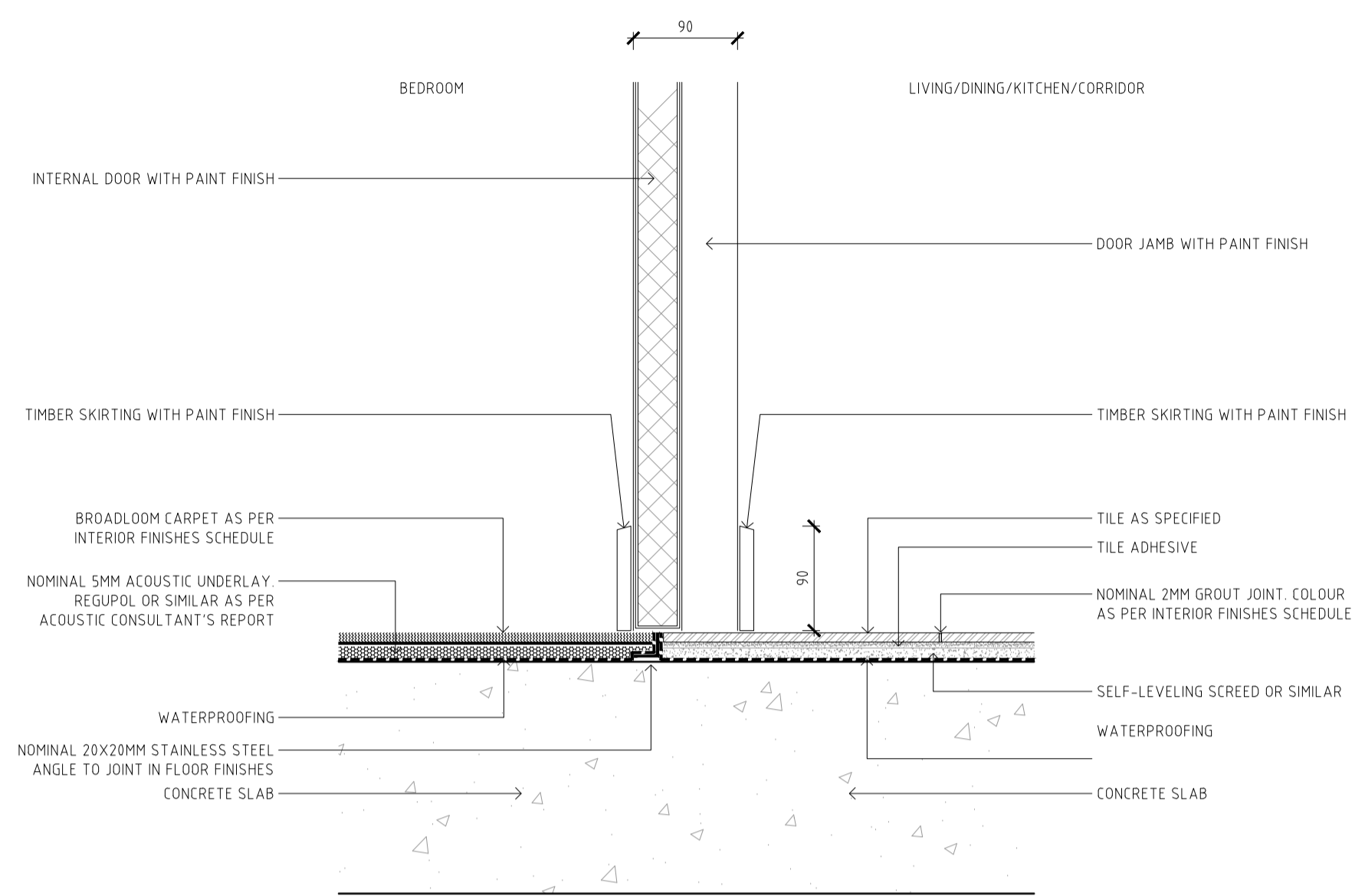
ARCHITECT: **PBD ARCHITECTS**
 ABN 36 147 035 550
 P - 02 9698 8140 E - info@pbdarchitects.com.au W - www.pbdarchitects.com.au
 Level 2, 52 Albion Street, Surry Hills NSW 2010

PROJECT:
11-15 MITCHELL AVENUE, JANNALI
 JANUARY 2019

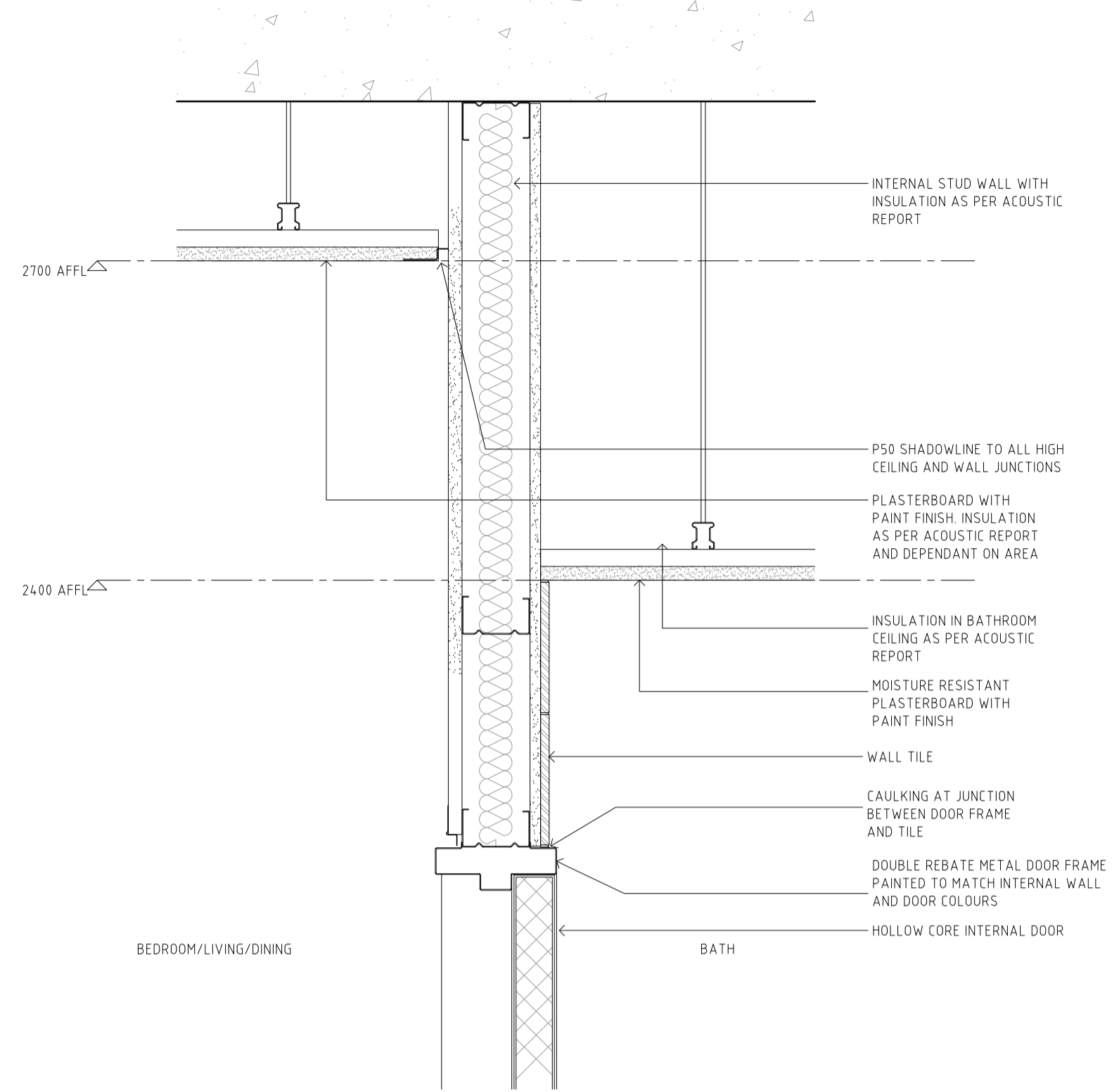
DRAWING TITLE:
THRESHOLD DETAIL

SCALE: 1:100 @ A1 / 1:200 @ A3	DRAWING NO: A4601	ISSUE: 1
PROJECT NO: 1747		

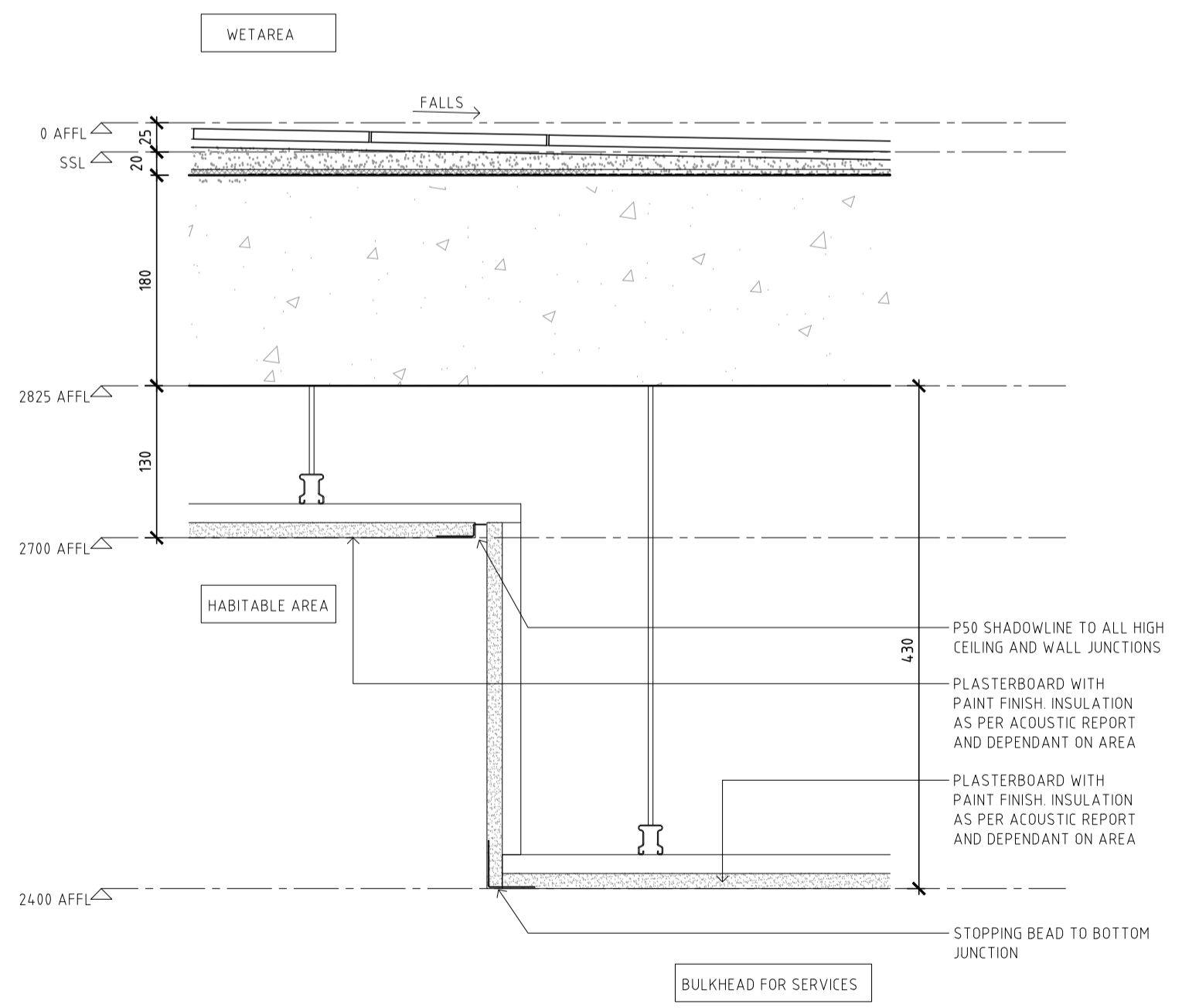
THIS DRAWING IS ISSUED FOR D&C USED DURING CONSTRUCTION
 SUBJECT TO FINAL COORDINATION AND INTEGRATION OF ENGINEERS' DETAILS
 AND OTHER SERVICES DESIGN ISSUED FOR CONSTRUCTION



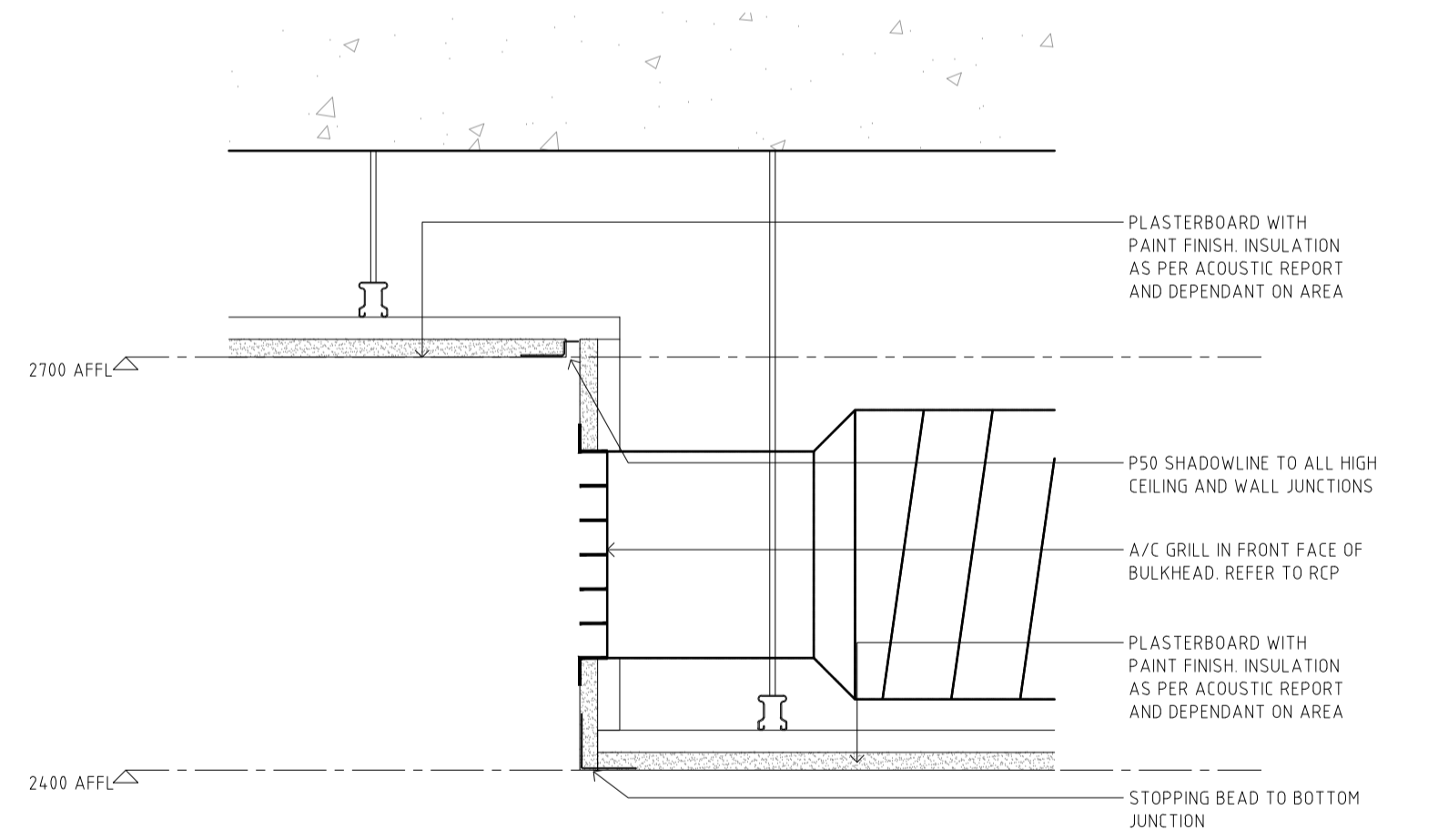
01 TYPICAL INTERNAL FLOOR JUNCTION
BEDROOM TO LIVING AREA
SCALE 1:5 @ A1



02 TYPICAL CEILING/WALL JUNCTION
HABITABLE TO WET AREAS
SCALE 1:5 @ A1



03 TYPICAL BULKHEAD DETAIL
SCALE 1:5 @ A1



04 TYPICAL BULKHEAD WITH MECH GRILL
SCALE 1:5 @ A1

- GENERAL NOTES:**
- All work to comply with Building Code of Australia, requirements of relevant Statutory Authorities / Local Government & relevant Australian Building Standards
 - Contractor to verify all dimensions on site before commencing work - should a discrepancy be identified please confirm with Architect prior to proceeding (DO NOT SCALE FROM DRAWINGS)
 - Copyright of design shown hereon is retained by this office and authority is required for any reproduction
 - When proprietary products are referred to, install in accordance with the manufacturers written instructions
 - Architectural Plans to be read in conjunction with consultant's drawings, specifications & reports
 - Area schedules supplied are approximate only - future allowance for vertical service ducts, structural wall systems and consultant input will be required
 - Setback lines shown as per DA drawings and council requirements. Do not use for setback
 - Drawings for D&C used during CONSTRUCTION subject to receiving final confirmation and drawings from services contractors
- LEGEND:**
- | | | | |
|-----|-----------------------------------|-----|-----------------------------------|
| AW | AWNING | MB | MAILBOX TO FUTURE DETAIL |
| BS | BATTEN SCREEN | MV | MECHANICAL RISER TO FUTURE DETAIL |
| CL | WALL MOUNTED FOLDING CLOTHES LINE | OP | OPAQUE WINDOW |
| CU | A/C CONDENSER UNITS | PB | PRE-FABRICATED PLANTERBOX |
| FH | FIRE HYDRANT | PS | SLIDING PRIVACY SCREEN |
| FHR | FIRE HOSE REEL | R | RECYCLING BIN |
| FS | FIRE STAIRS | RCL | RETRACTABLE CLOTHES LINE |
| G | GARBAGE BIN | SK | SKY LIGHT |
| GC | GARBAGE CHUTE | ST | STORAGE |
| HL | HIGHLIGHT WINDOW | | |
| MA | ROOF HATCH ACCESS | | |

- DOOR / WINDOW LEGEND:**
- DOOR TYPE NO. WINDOW NO.
- REFER A6000 DRAWINGS SERIES - DOOR & WINDOW SCHEDULES FOR DETAILS

CONSTRUCTION CERTIFICATE NO.
8899-02-2019-CC

DATE ISSUED: 25/06/2019

I certify that work completed in accordance with these plans and specification will comply with the regulations referred to in section 81A(5) of the Environmental Planning and Assessment Act 1979.

TRENTON JONES FOR AEAD
ACCREDITATION NO. BPB0203

ISSUE	DATE	DESCRIPTION
1	07.06.2019	ISSUED FOR D&C USED DURING CONSTRUCTION
P1	05.02.2019	ISSUED FOR COORDINATION

PRELIMINARY

CLIENT: **LORDS GROUP**
P - 02 9191 0622
Level 7/80 George St, Parramatta NSW 2150

ARCHITECT: **PBD ARCHITECTS**
ABN 36 147 035 550
P - 02 9698 8140 E - info@pbdarchitects.com.au W - www.pbdarchitects.com.au
Level 2, 52 Albion Street, Surry Hills NSW 2010

PROJECT:
11-15 MITCHELL AVENUE, JANNALI

JANUARY 2019

DRAWING TITLE:
CEILING FLOOR JUNCTION DETAIL

THIS DRAWING IS ISSUED FOR D&C USED DURING CONSTRUCTION
SUBJECT TO FINAL COORDINATION AND INTEGRATION OF ENGINEERS' DETAILS
AND OTHER SERVICES DESIGN ISSUED FOR CONSTRUCTION

SCALE: 1:100 @ A1 / 1:200 @ A3	DRAWING NO: A4602	ISSUE: 1
PROJECT NO: 1747		

- GENERAL NOTES:**
- All work to comply with Building Code of Australia, requirements of relevant Statutory Authorities / Local Government & relevant Australian Building Standards
 - Contractor to verify all dimensions on site before commencing work - should a discrepancy be identified please confirm with Architect prior to proceeding (DO NOT SCALE FROM DRAWINGS)
 - Copyright of design shown hereon is retained by this office and authority is required for any reproduction
 - When proprietary products are referred to, install in accordance with the manufacturers written instructions
 - Architectural Plans to be read in conjunction with consultant's drawings, specifications & reports
 - Area schedules supplied are approximate only - future allowance for vertical service ducts, structural wall systems and consultant input will be required
 - Setback lines shown as per DA drawings and council requirements. Do not use for setback
 - Drawings for D&C used during CONSTRUCTION subject to receiving final confirmation and drawings from services contractors

- LEGEND:**
- | | | | |
|-----|-----------------------------------|-----|-----------------------------------|
| AW | AWNING | MB | MAILBOX TO FUTURE DETAIL |
| BS | BATTEN SCREEN | MV | MECHANICAL RISER TO FUTURE DETAIL |
| CL | WALL MOUNTED FOLDING CLOTHES LINE | OP | OPAGUE WINDOW |
| CU | A/C CONDENSER UNITS | PB | PRE-FABRICATED PLANTERBOX |
| FH | FIRE HYDRANT | PS | SLIDING PRIVACY SCREEN |
| FHR | FIRE HOSE REEL | R | RECYCLING BIN |
| FS | FIRE STAIRS | RCL | RETRACTABLE CLOTHES LINE |
| G | GARBAGE BIN | SK | SKY LIGHT |
| GC | GARBAGE CHUTE | ST | STORAGE |
| HL | HIGHLIGHT WINDOW | | |
| MA | ROOF HATCH ACCESS | | |

- DOOR / WINDOW LEGEND:**
- DOOR TYPE NO. WINDOW NO.
- REFER A6000 DRAWINGS SERIES - DOOR & WINDOW SCHEDULES FOR DETAILS

CONSTRUCTION CERTIFICATE NO.
 8899-02-2019-CC
 DATE ISSUED: 25/06/2019

I certify that work completed in accordance with these plans and specification will comply with the regulations referred to in section 81A(5) of the Environmental Planning and Assessment Act 1979.

TRENTON JONES FOR A&D
 ACCREDITATION NO. BPB0203

ISSUE	DATE	DESCRIPTION
1	07.06.2019	ISSUED FOR D&C USED DURING CONSTRUCTION
A	12.04.2019	ISSUED FOR REVIEW

CLIENT:
LORDS GROUP
 P - 02 9191 0622
 Level 7/80 George St, Parramatta NSW 2150

ARCHITECT:
PBD ARCHITECTS
 ABN 36 147 035 550
 P - 02 9698 8140 E - info@pbdarchitects.com.au W - www.pbdarchitects.com.au
 Level 2, 52 Albion Street, Surry Hills NSW 2010

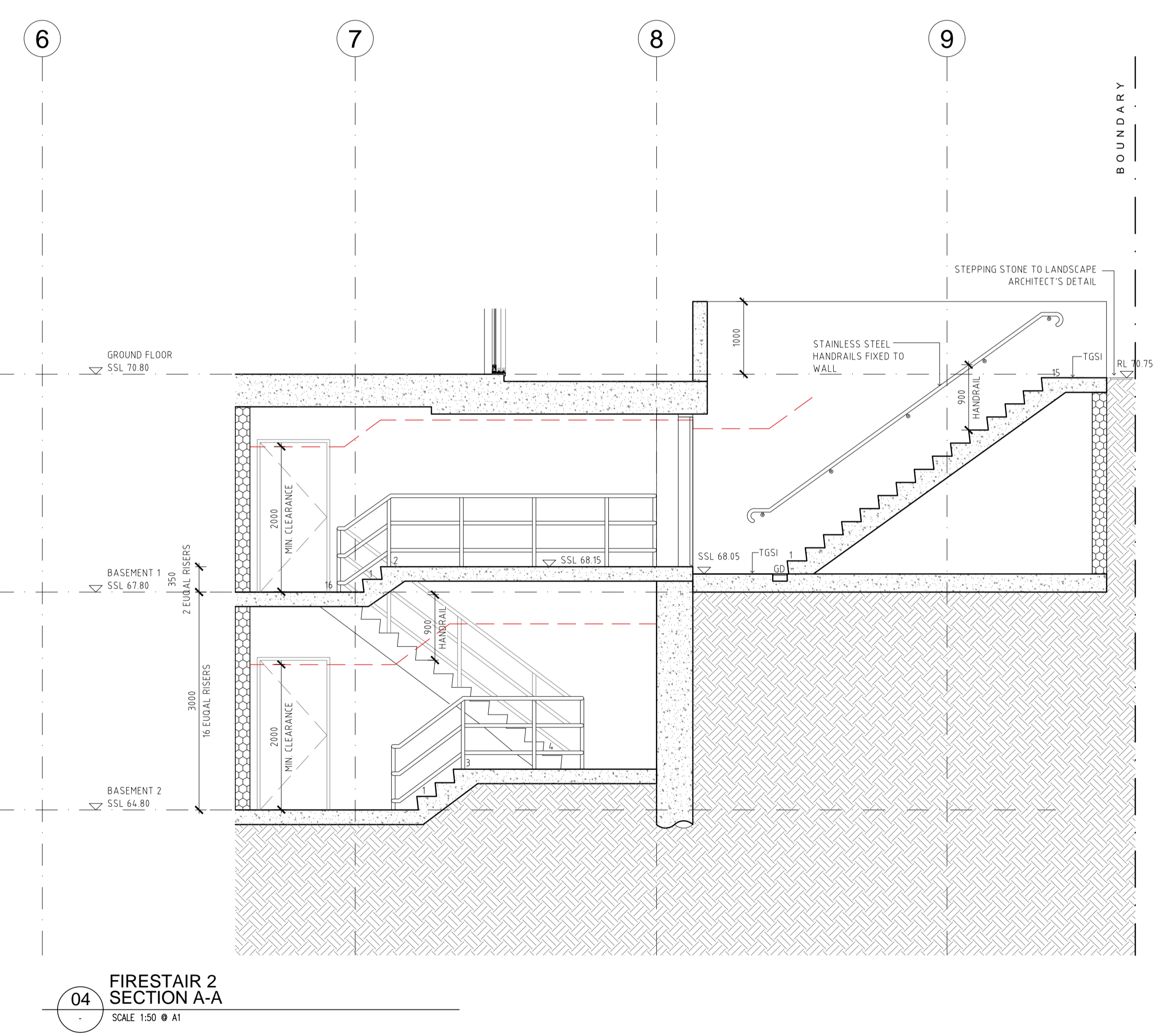
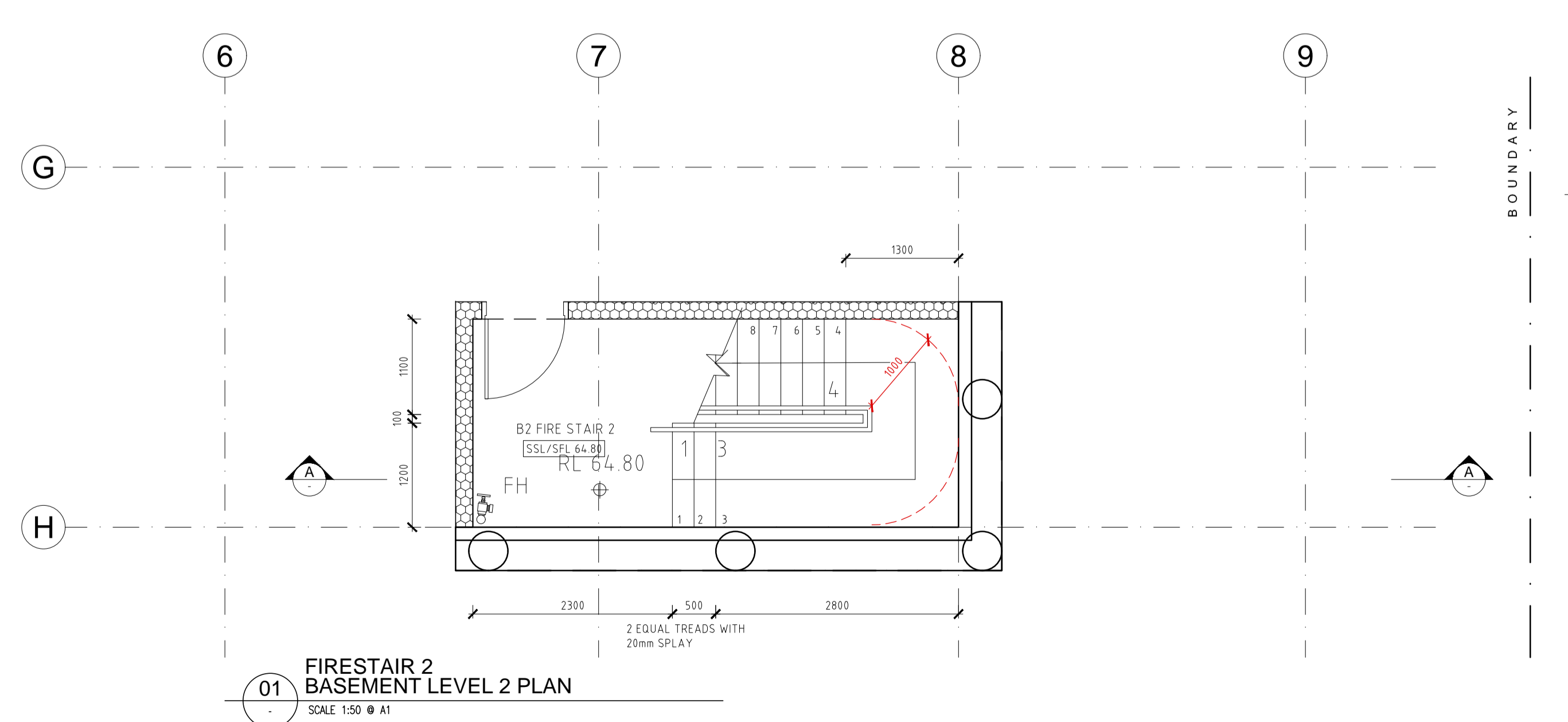
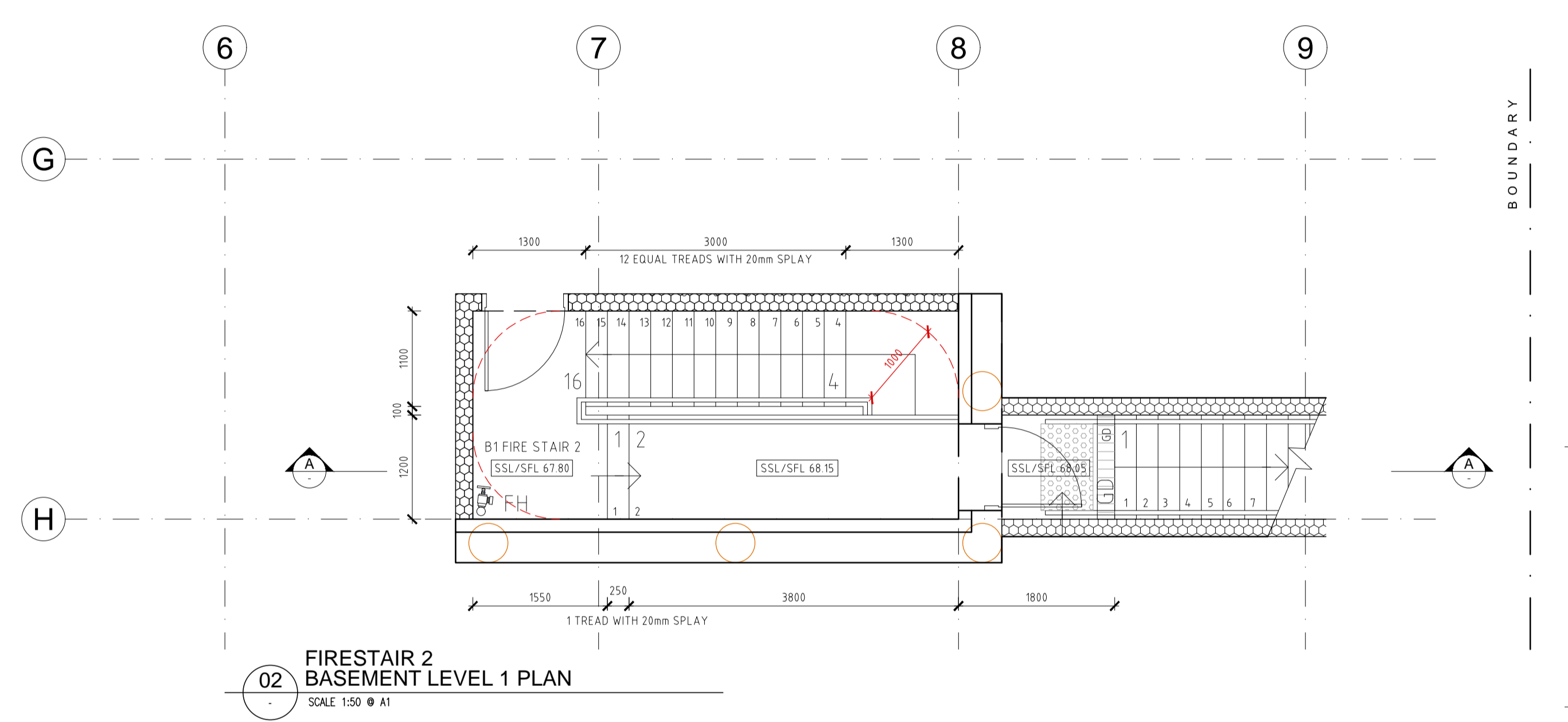
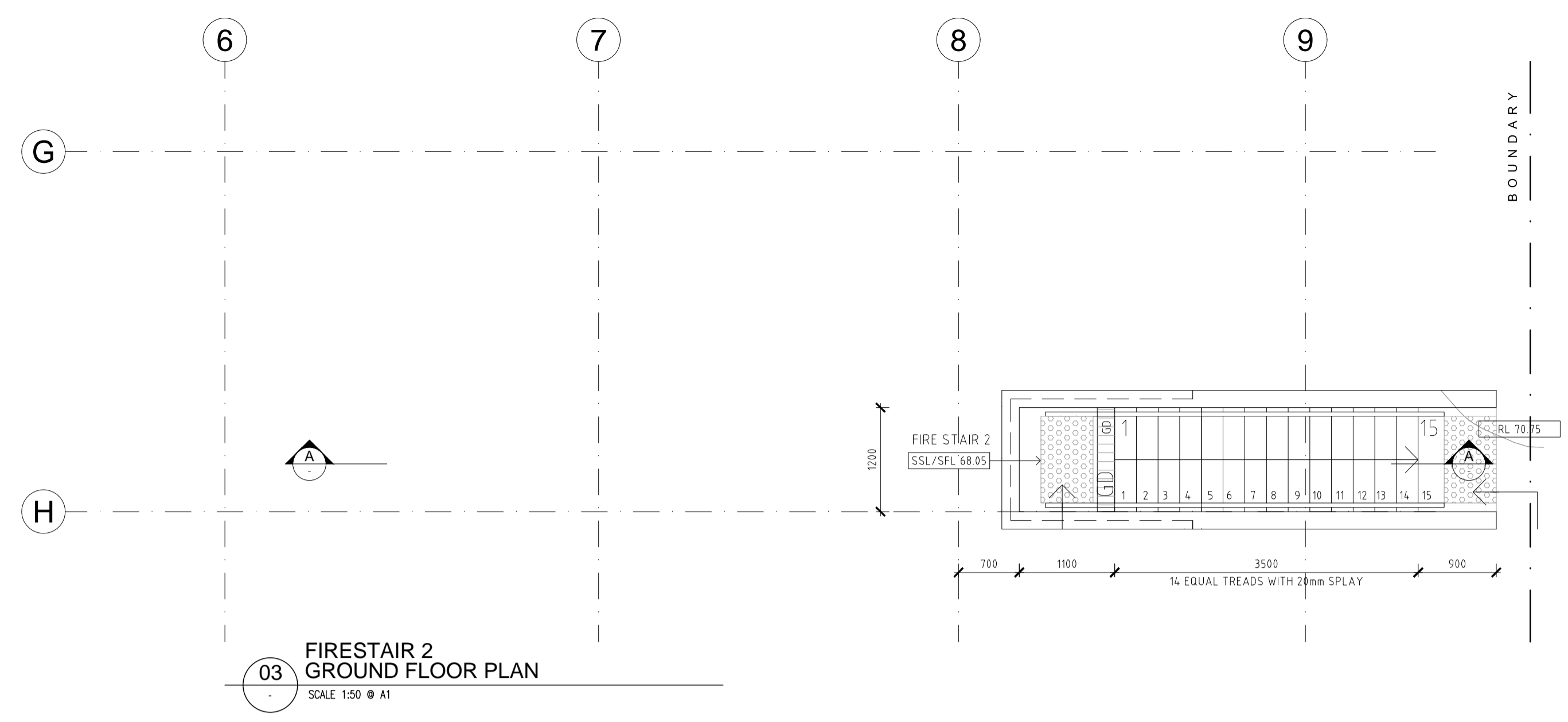
PROJECT:
 11-15 MITCHELL AVENUE, JANNALI

JANUARY 2019

DRAWING TITLE:
FIRE STAR 2 DETAIL

SCALE: 1:50 @ A1 / 1:100 @ A3	DRAWING NO: A4102	ISSUE: 1
PROJECT NO: 1747		

THIS DRAWING IS ISSUED FOR D&C USED DURING CONSTRUCTION
 SUBJECT TO FINAL COORDINATION AND INTEGRATION OF ENGINEERS' DETAILS
 AND OTHER SERVICES DESIGN ISSUED FOR CONSTRUCTION



- GENERAL NOTES:**
- All work to comply with Building Code of Australia, requirements of relevant Statutory Authorities / Local Government & relevant Australian Building Standards.
 - Contractor to verify all dimensions on site before commencing work - should a discrepancy be identified please confirm with Architect prior to proceeding (DO NOT SCALE FROM DRAWINGS).
 - Copyright of design shown hereon is retained by this office and authority is required for any reproduction.
 - When proprietary products are referred to, install in accordance with the manufacturers written instructions.
 - Architectural Plans to be read in conjunction with consultant's drawings, specifications & reports.
 - Area schedules supplied are approximate only - future allowance for vertical service ducts, structural wall systems and consultant input will be required.
 - Setback lines shown as per DA drawings and council requirements. Do not use for setout.
 - Drawings for D&C used during CONSTRUCTION subject to receiving final confirmation and drawings from services contractor.

- LEGEND:**
- | | | | |
|-----|-----------------------------------|-----|-----------------------------------|
| AW | AWNING | MB | MAILBOX TO FUTURE DETAIL |
| BS | BATTEN SCREEN | MV | MECHANICAL RISER TO FUTURE DETAIL |
| CL | WALL MOUNTED FOLDING CLOTHES LINE | OP | OPAQUE WINDOW |
| CU | A/C CONDENSER UNITS | PB | PRE-FABRICATED PLANTERBOX |
| FH | FIRE HYDRANT | PS | SLIDING PRIVACY SCREEN |
| FHR | FIRE HOSE REEL | R | RECYCLING BIN |
| FS | FIRE STAIRS | RCL | RETRACTABLE CLOTHES LINE |
| G | GARBAGE BIN | SK | SKY LIGHT |
| GC | GARBAGE CHUTE | ST | STORAGE |
| HL | HIGHLIGHT WINDOW | | |
| MA | ROOF HATCH ACCESS | | |

- DOOR / WINDOW LEGEND:**
- DOOR TYPE NO. WINDOW NO.
- REFER A6000 DRAWINGS SERIES - DOOR & WINDOW SCHEDULES FOR DETAILS

CONSTRUCTION CERTIFICATE NO.
8899-02-2019-CC
DATE ISSUED: 25/06/2019

I certify that work completed in accordance with these plans and specification will comply with the regulations referred to in section 81A(5) of the Environmental Planning and Assessment Act 1979.

TRENTON JONES FOR AEAD
ACCREDITATION NO. BPB0203

ISSUE	DATE	DESCRIPTION
1	07.06.2019	ISSUED FOR D&C USED DURING CONSTRUCTION
A	12.04.2019	ISSUED FOR REVIEW

CLIENT:
 LORDS GROUP
P - 02 9191 0622
Level 7/80 George St, Parramatta NSW 2150

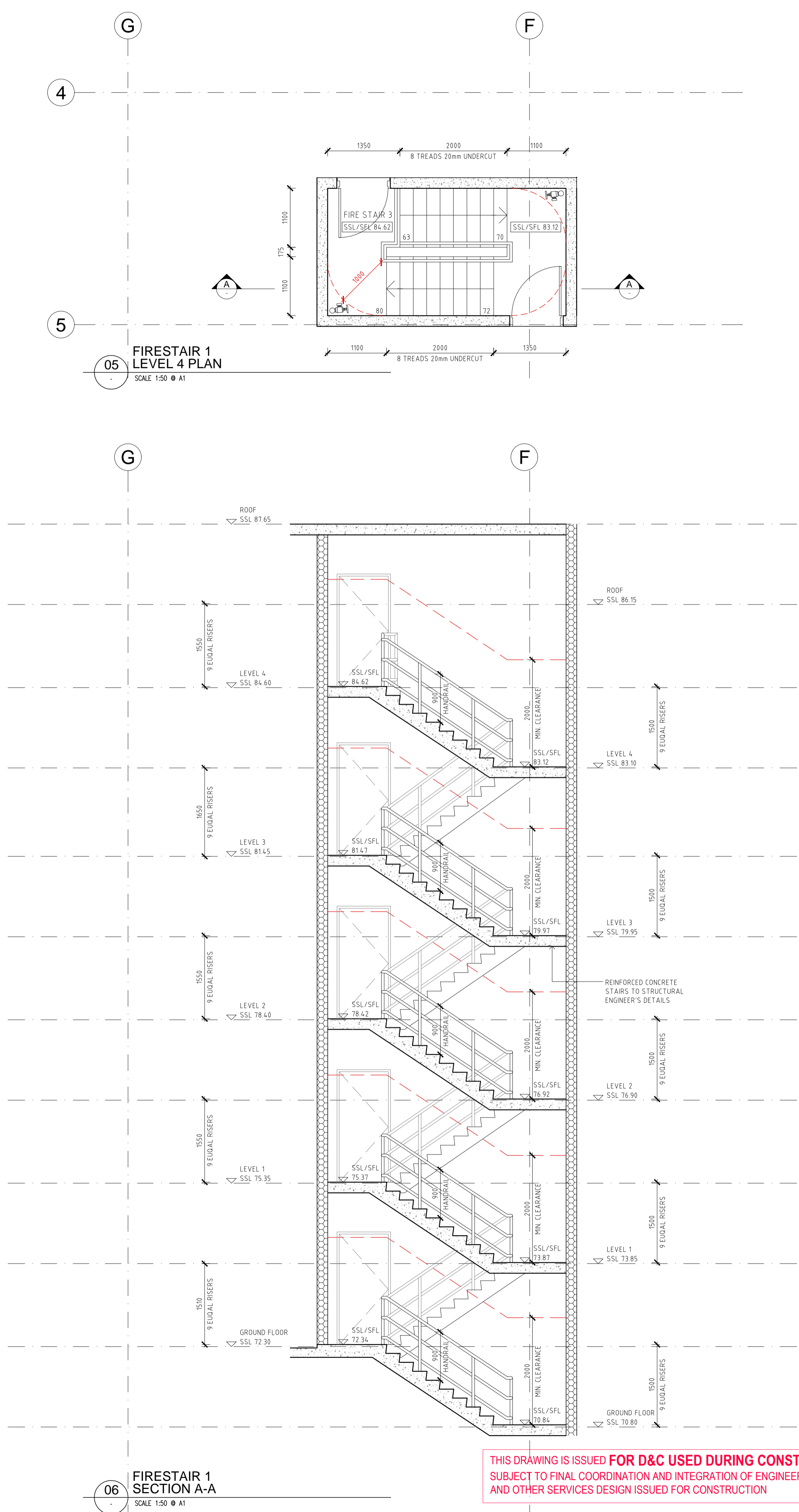
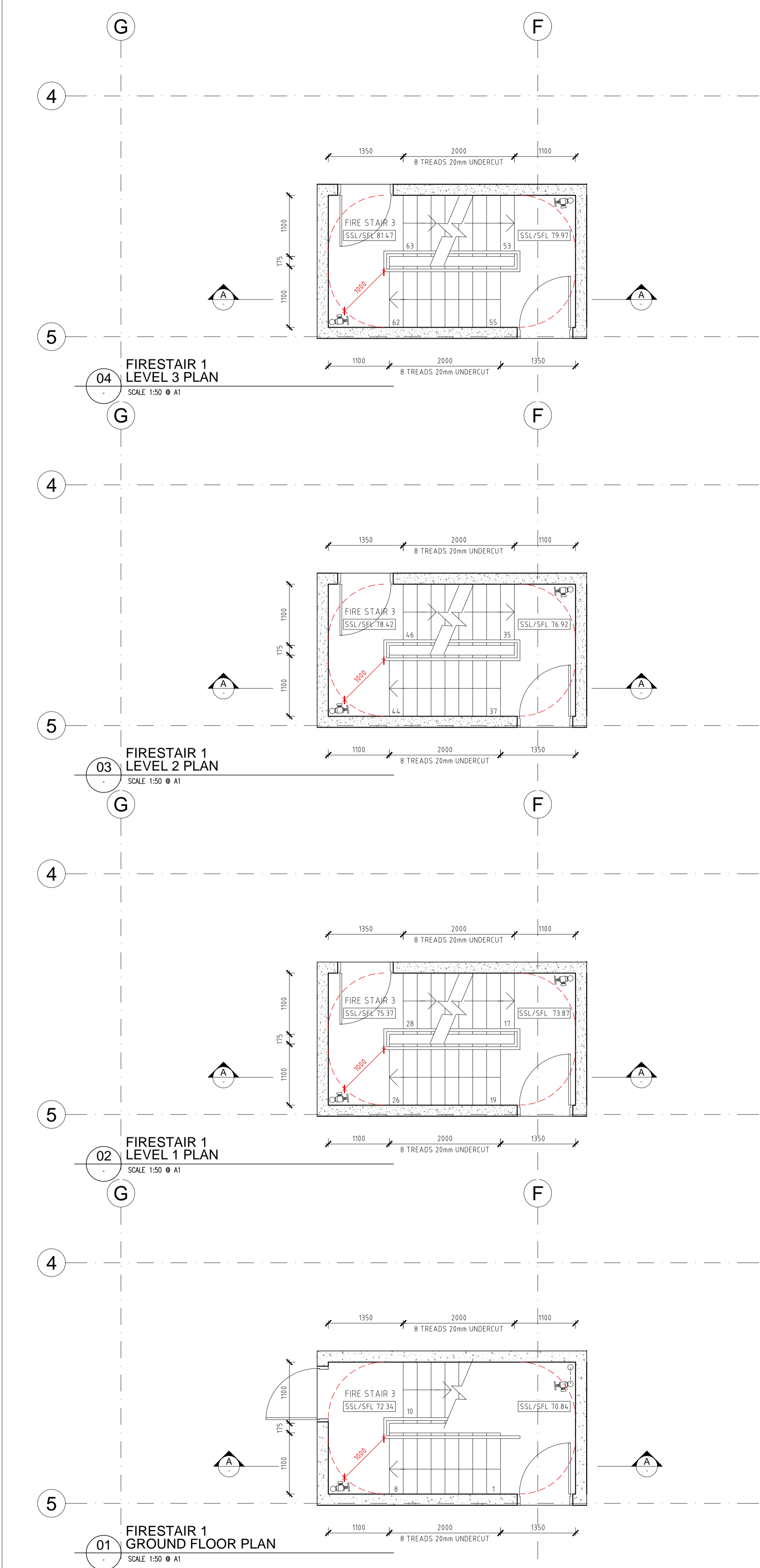
ARCHITECT:
 PBD ARCHITECTS
ABN 36 147 035 550
P - 02 9698 8140 E - info@pbdarchitects.com.au W - www.pbdarchitects.com.au
Level 2, 52 Albion Street, Surry Hills NSW 2010

PROJECT:
11-15 MITCHELL AVENUE, JANNALI

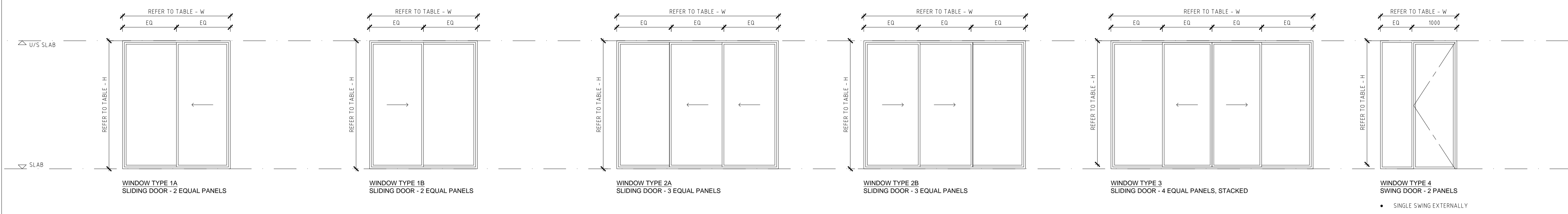
DRAWING TITLE:
FIRE STAR 3 DETAIL

DATE:
JANUARY 2019

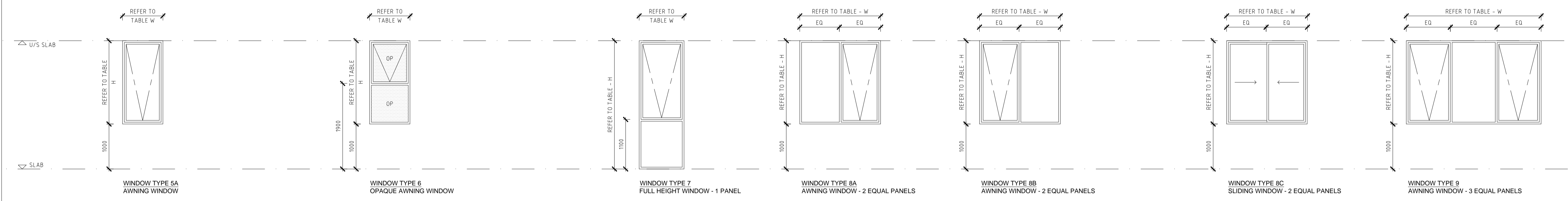
SCALE: 1:50 @ A1 / 1:100 @ A3	DRAWING NO.: A4103	ISSUE: 1
PROJECT NO.: 1747	Harper Building Consultants Pty Ltd	



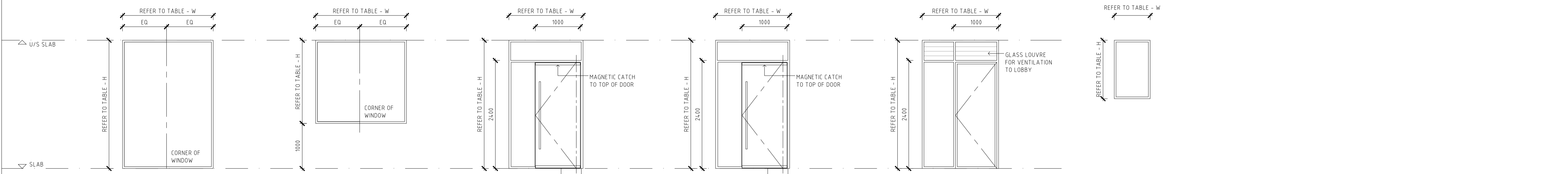
THIS DRAWING IS ISSUED FOR D&C USED DURING CONSTRUCTION
SUBJECT TO FINAL COORDINATION AND INTEGRATION OF ENGINEERS' DETAILS
AND OTHER SERVICES DESIGN ISSUED FOR CONSTRUCTION



WIN. NO.	W	H	WIN. NO.	W	H	WIN. NO.	W	H	WIN. NO.	W	H	WIN. NO.	W	H	WIN. NO.	W	H	WIN. NO.	W	H	WIN. NO.	W	H	WIN. NO.	W	H	WIN. NO.	W	H																																				
G-14	2400	2730	3-14	2400	2830	G-01	2300	2730	2-04	2300	2680	G-16	4050	2750	3-24	3830	2850	G-13	3670	2730	G-05	4910	2680	3-25	4930	2950	G-12	5820	2730	G-25	4930	2680	1-06	4910	2680	1-12	5820	2730	1-25	4930	2680	2-06	4910	2680	2-12	5820	2730	2-25	4930	2680	3-06	4910	2800	3-12	5820	2830									
G-18	2190	2750	3-27	2300	2800	G-07	2300	2680	2-15	2190	2750	G-24	3830	2750	1-16	4050	2750	1-17	4000	2750	1-24	3830	2750	2-16	4050	2750	2-17	4000	2750	2-24	3830	2750	3-28	2300	2680	4-01	2300	2950	4-09	2400	2950	3-17	4000	2850	G-06	4910	2680	4-10	4960	2950	4-15	4930	2950	G-02	1690	2680	1-02	1690	2680	2-02	1690	2680	3-02	1690	2830
G-21	2300	2750	4-03	1930	2950	G-15	2190	2750	2-22	2300	2680	1-16	4050	2750	1-17	4000	2750	2-16	4050	2750	2-17	4000	2750	2-24	3830	2750	3-28	2300	2680	4-01	2300	2950	4-09	2400	2950	3-17	4000	2850	G-06	4910	2680	4-10	4960	2950	4-15	4930	2950	G-02	1690	2680	1-02	1690	2680	2-02	1690	2680	3-02	1690	2830						
G-27	2300	2680	4-12	2500	2950	G-22	2300	2750	2-28	2300	2680	1-16	4050	2750	1-17	4000	2750	2-16	4050	2750	2-17	4000	2750	2-24	3830	2750	3-28	2300	2680	4-01	2300	2950	4-09	2400	2950	3-17	4000	2850	G-06	4910	2680	4-10	4960	2950	4-15	4930	2950	G-02	1690	2680	1-02	1690	2680	2-02	1690	2680	3-02	1690	2830						
G-29	2300	2680	4-14	2200	2950	G-23	2200	2750	3-04	2300	2680	1-16	4050	2750	1-17	4000	2750	2-16	4050	2750	2-17	4000	2750	2-24	3830	2750	3-28	2300	2680	4-01	2300	2950	4-09	2400	2950	3-17	4000	2850	G-06	4910	2680	4-10	4960	2950	4-15	4930	2950	G-02	1690	2680	1-02	1690	2680	2-02	1690	2680	3-02	1690	2830						
1-14	2400	2730	4-17	2300	2950	G-28	2300	2680	3-07	2300	2680	1-16	4050	2750	1-17	4000	2750	2-16	4050	2750	2-17	4000	2750	2-24	3830	2750	3-28	2300	2680	4-01	2300	2950	4-09	2400	2950	3-17	4000	2850	G-06	4910	2680	4-10	4960	2950	4-15	4930	2950	G-02	1690	2680	1-02	1690	2680	2-02	1690	2680	3-02	1690	2830						
1-18	2190	2750				1-04	2300	2680	3-15	2190	2750	1-16	4050	2750	1-17	4000	2750	2-16	4050	2750	2-17	4000	2750	2-24	3830	2750	3-28	2300	2680	4-01	2300	2950	4-09	2400	2950	3-17	4000	2850	G-06	4910	2680	4-10	4960	2950	4-15	4930	2950	G-02	1690	2680	1-02	1690	2680	2-02	1690	2680	3-02	1690	2830						
1-27	2300	2680				1-07	2300	2680	3-22	2300	2680	1-16	4050	2750	1-17	4000	2750	2-16	4050	2750	2-17	4000	2750	2-24	3830	2750	3-28	2300	2680	4-01	2300	2950	4-09	2400	2950	3-17	4000	2850	G-06	4910	2680	4-10	4960	2950	4-15	4930	2950	G-02	1690	2680	1-02	1690	2680	2-02	1690	2680	3-02	1690	2830						
2-14	2400	2730				1-15	2190	2750	4-01	2300	2950	1-16	4050	2750	1-17	4000	2750	2-16	4050	2750	2-17	4000	2750	2-24	3830	2750	3-28	2300	2680	4-01	2300	2950	4-09	2400	2950	3-17	4000	2850	G-06	4910	2680	4-10	4960	2950	4-15	4930	2950	G-02	1690	2680	1-02	1690	2680	2-02	1690	2680	3-02	1690	2830						
2-18	2190	2750				1-22	2300	2750	4-09	2400	2950	1-16	4050	2750	1-17	4000	2750	2-16	4050	2750	2-17	4000	2750	2-24	3830	2750	3-28	2300	2680	4-01	2300	2950	4-09	2400	2950	3-17	4000	2850	G-06	4910	2680	4-10	4960	2950	4-15	4930	2950	G-02	1690	2680	1-02	1690	2680	2-02	1690	2680	3-02	1690	2830						
2-27	2300	2680				1-28	2300	2680	4-13	2200	2950	1-16	4050	2750	1-17	4000	2750	2-16	4050	2750	2-17	4000	2750	2-24	3830	2750	3-28	2300	2680	4-01	2300	2950	4-09	2400	2950	3-17	4000	2850	G-06	4910	2680	4-10	4960	2950	4-15	4930	2950	G-02	1690	2680	1-02	1690	2680	2-02	1690	2680	3-02	1690	2830						



WIN. NO.	W	H	WIN. NO.	W	H	WIN. NO.	W	H	WIN. NO.	W	H	WIN. NO.	W	H	WIN. NO.	W	H	WIN. NO.	W	H	WIN. NO.	W	H	WIN. NO.	W	H	WIN. NO.	W	H																																																																																										
G-10	900	1830	3-19	900	1850	G-03	900	1680	3-03	900	1680	1-21	2300	1750	3-23	2200	1850	1-30	1940	1610	G-11	3025	1730	G-19	900	1850	3-32	900	1850	G-09	900	1830	3-09	900	1830	1-29	2300	1680	4-18	2300	1950	2-30	1940	1810	1-10	900	1730	3-34	900	1850	G-20	900	1850	3-20	900	1850	2-29	2300	1680	2-01	2300	1830	2-08	1810	1730	2-23	2200	1750	3-01	2300	1830	3-08	1810	1830	1-19	900	1750	1-32	900	1850	1-34	900	1850	2-10	900	1730	2-19	900	1750	2-32	900	1850	2-34	900	1850	3-10	900	1830	1-09	900	1730	1-20	900	1750	1-33	900	1850	2-03	900	1680	2-09	900	1730	2-20	900	1750	2-33	900	1850
1-10	900	1730	4-05	1000	1950	1-03	900	1680	1-09	900	1730	1-20	900	1750	1-33	900	1850	2-03	900	1680	2-09	900	1730	2-20	900	1750	2-33	900	1850	G-05	2010	2680	G-26	2010	2680	1-05	2010	2680	1-26	2010	2680	2-05	2010	2680	2-26	2010	2680	3-05	2010	2800	3-26	2010	2800	4-11	2010	2950	4-16	2010	2950	4-04	2010	1950	4-06	2010	1950	G-30	1940	2830	G-31	1535	2730	1-31	1535	2750	2-31	1535	2750	3-31	1535	2680	4-21	1535	2850	4-22	1615	2850																																	



WIN. NO.	W	H	WIN. NO.	W	H	WIN. NO.	W	H	WIN. NO.	W	H	WIN. NO.	W	H												
G-05	2010	2680	4-04	2010	1950	G-30	1940	2830	G-31	1535	2730	1-31	1535	2750	2-31	1535	2750	3-31	1535	2680	4-21	1535	2850	4-22	1615	2850
G-26	2010	2680																								
1-05	2010	2680																								
1-26	2010	2680																								
2-05	2010	2680																								
2-26	2010	2680																								
3-05	2010	2800																								
3-26	2010	2800																								
4-11	2010	2950																								
4-16	2010	2950																								

GENERAL NOTES:

- All work to comply with Building Code of Australia, requirements of relevant Statutory Authorities / Local Government & relevant Australian Building Standards.
- Contractor to verify all dimensions on site before commencing work - should a discrepancy be identified please confirm with Architect prior to proceeding (DO NOT SCALE FROM DRAWINGS).
- Copyright of design shown hereon is retained by this office and authority is required for any reproduction.
- When proprietary products are referred to, install in accordance with the manufacturers written instructions.
- Architectural Plans to be read in conjunction with consultant's drawings, specifications & reports.
- Area schedules supplied are approximate only - future allowance for vertical service ducts, structural wall systems and consultant input will be required.
- Setback lines shown as per DA drawings and council requirements. Do not use for setback.
- Drawings for D&C used during CONSTRUCTION subject to receiving final confirmation and drawings from services contractors.

LEGEND:

AW	AWNING	MB	MAILBOX TO FUTURE DETAIL
BS	BATTEN SCREEN	MV	MECHANICAL RISER TO FUTURE DETAIL
CL	WALL MOUNTED FOLDING CLOTHES LINE	OP	OPAQUE WINDOW
CU	A/C CONDENSER UNITS	PB	PRE-FABRICATED PLANTERBOX
FH	FIRE HYDRANT	PS	SLIDING PRIVACY SCREEN
FHR	FIRE HOSE REEL	PR	RECYCLING BIN
FS	FIRE STAIRS	R	RETRACTABLE CLOTHES LINE
G	GARBAGE BIN	SK	SKY LIGHT
GC	GARBAGE CHUTE	ST	STORAGE
HL	HIGHLIGHT WINDOW		
MA	ROOF HATCH ACCESS		

DOOR / WINDOW LEGEND:

DOOR TYPE NO. WINDOW NO.

- REFER A6000 DRAWINGS SERIES - DOOR & WINDOW SCHEDULES FOR DETAILS

CONSTRUCTION CERTIFICATE NO.
8899-02-2019-GC

DATE ISSUED: 25/06/2019

I certify that work completed in accordance with these plans and specification will comply with the regulations referred to in section 81A(5) of the Environmental Planning and Assessment Act 1979.

TRENTON JONES FOR AEA
ACCREDITATION NO. BPB0203

WINDOW SCHEDULE NOTES:

- BUILDING CONTRACTOR / MANUFACTURERS TO ENSURE THAT ALL GLAZED WINDOW UNIT TO COMPLY IN ACCORDANCE WITH BEA, BASIX, ACUSTIC AND FIRE REPORT
- SLAB LEVEL INDICATES INTERNAL SSL
- FRAME FINISH - POWDERCOATED ALUMINIUM - PS - DULUX - Dark Grey Matt (90051275)
- ALL HARDWARE TO MATCH FRAME FINISH

ISSUE	DATE	DESCRIPTION
1	07.06.2019	ISSUED FOR D&C USED DURING CONSTRUCTION
A	12.04.2019	ISSUED FOR REVIEW

CLIENT: **LORDS GROUP**
Level 7/80 George St, Parramatta NSW 2150
P - 02 9191 0622

ARCHITECT: **PBD ARCHITECTS**
ABN 36 147 035 550
P - 02 9698 8140 E - info@pbdarchitects.com.au W - www.pbdarchitects.com.au
Level 2, 52 Albion Street, Surry Hills NSW 2010

PROJECT:
11-15 MITCHELL AVENUE, JANNALI

JANUARY 2019

DRAWING TITLE:
WINDOW SCHEDULE

